

# Annual Domestic Net Migration to and from the Fairfax-Falls Church Area

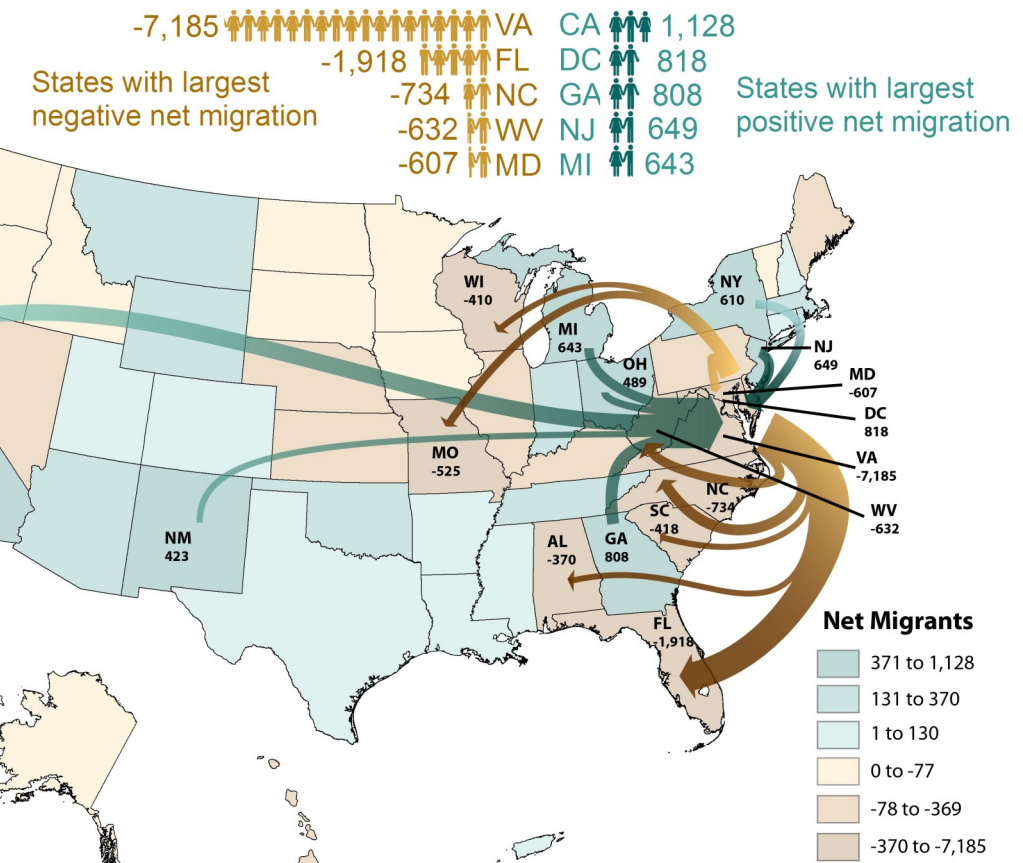
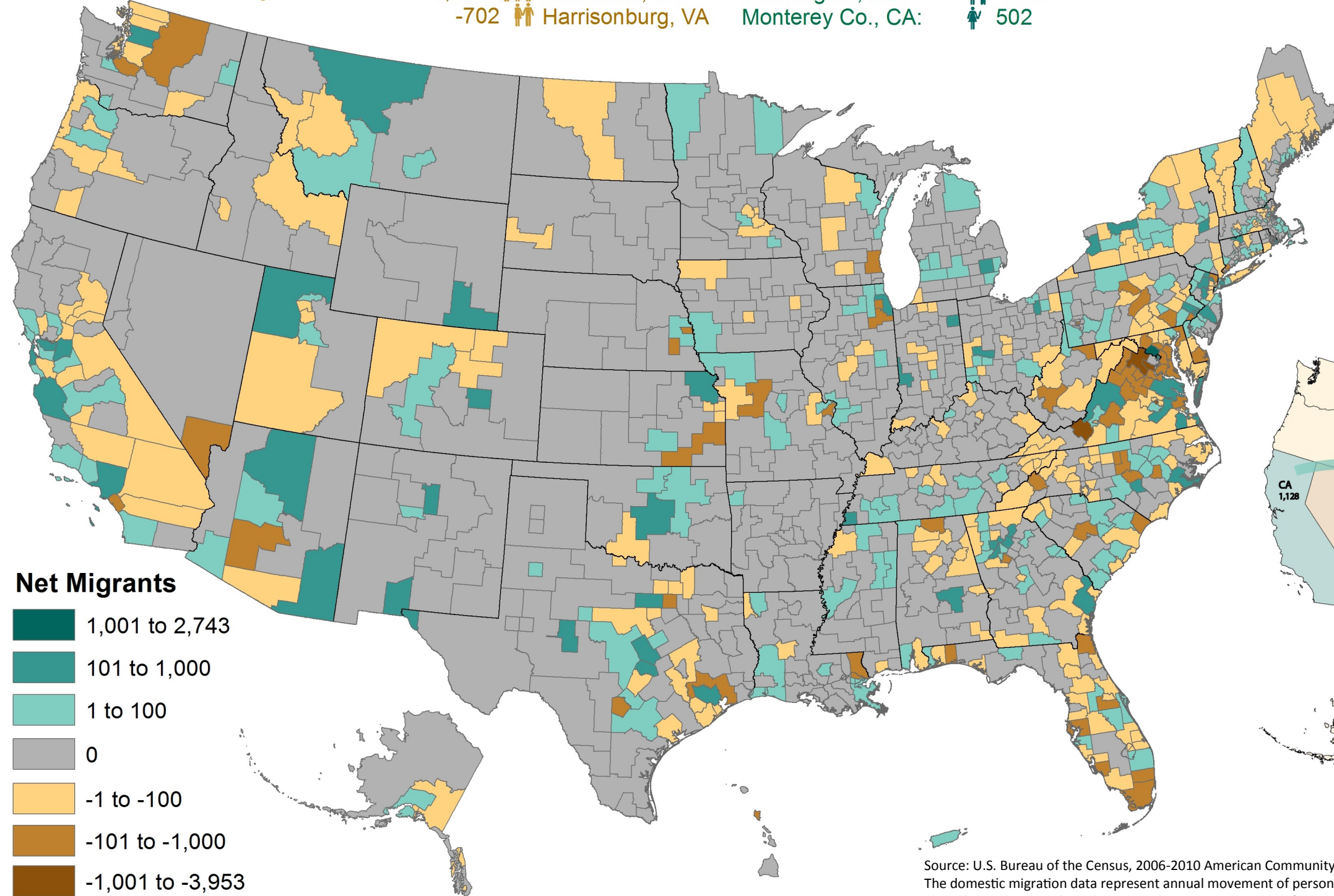
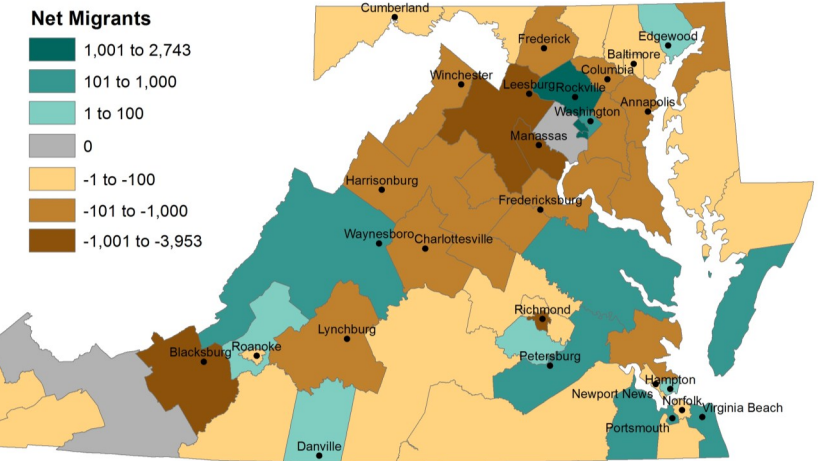
(Net migration equals the number of persons entering the Fairfax-Falls Church Area minus the number of persons leaving the area)

**Areas of largest negative net migration**

- 3,953 Prince Wil. Co., VA
- 2,410 Loudoun Co., VA
- 1,809 Blacksburg, VA
- 1,284 Richmond, VA
- 702 Harrisonburg, VA

**Areas of largest positive net migration**

- Arlington, VA: 2,743
- Alexandria, VA: 1,820
- Montgomery Co., MD: 1,135
- Washington, DC: 818
- Monterey Co., CA: 502



Source: U.S. Bureau of the Census, 2006-2010 American Community Survey, Public Use Microdata Sample (PUMS).  
 The domestic migration data represent annual movement of persons to and from the Fairfax-Falls Church Area and other locations in the United States.  
 The sub-state geographies shown are the U.S. Census Bureau's Migration Public Use Microdata Areas (MIGPUMAs) which are comprised of one or more PUMAs which contain a minimum population of 100,000 persons.  
 Prepared by Paul Maliszewski, Demographic, Economic and Statistical Research, Department of Neighborhood and Community Services, Fairfax County, Virginia.