

Fiscal Year 2015 SWaM Report

Fairfax County Department of Purchasing and Supply Management

FY15 spend by measure of purchase order spend totaled **\$613,360,494.15**. The total share of Small, Woman and Minority-Owned (SWaM) businesses was **44.3%**.

FY15 Spend by Category

Aggregate Categories	PO Spend	%
Small	\$ 144,689,588.59	23.59%
Woman Owned	\$ 12,636,888.88	2.06%
Minority Owned	\$ 44,476,879.24	7.25%
Minority/Woman Owned	\$ 69,713,000.20	11.37%
SWaM Other	\$ 204,950.21	0.03%
TOTAL SWaM	\$ 271,721,307.12	44.30%

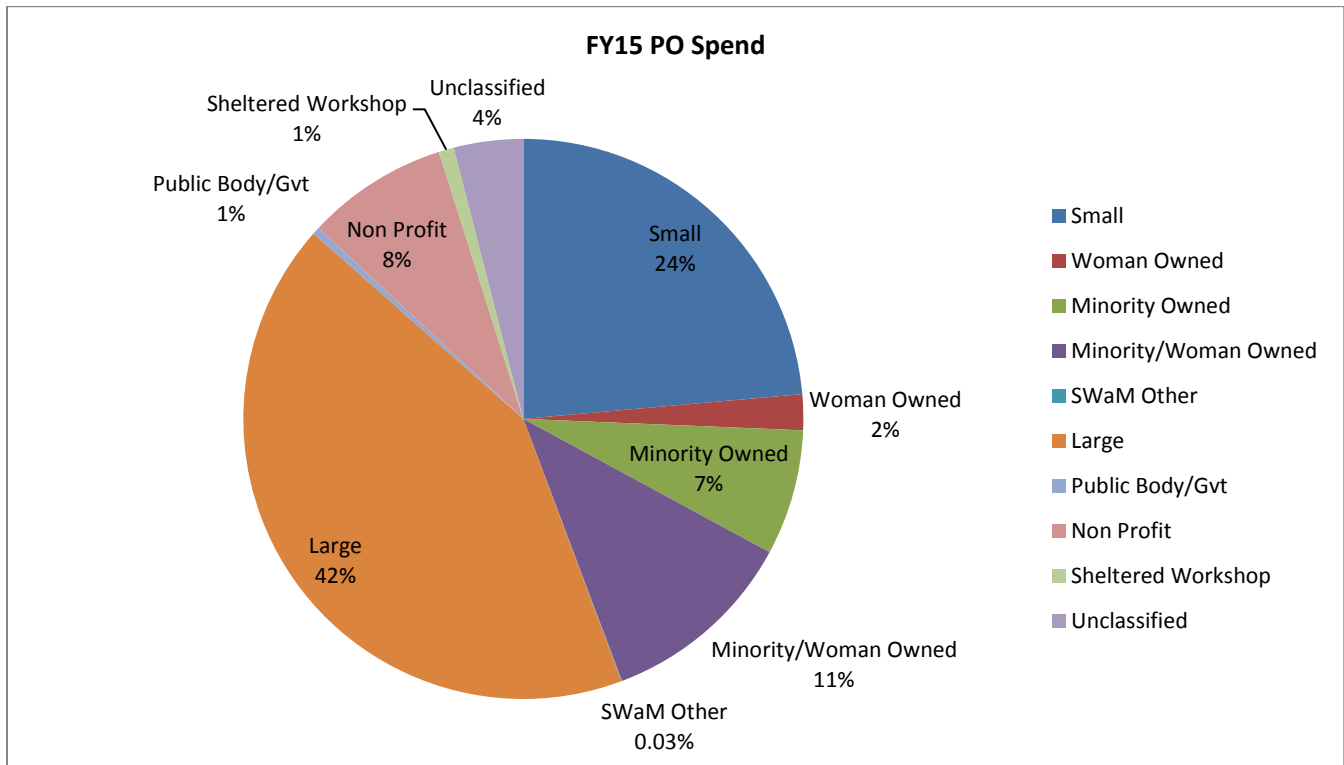
Large	\$ 258,941,427.98	42.22%
TOTAL Large	\$ 258,941,427.98	42.22%

Public Body/Gvt	\$ 2,563,495.06	0.42%
Non Profit	\$ 50,222,473.47	8.19%
Sheltered Workshop	\$ 5,369,363.03	0.88%
Unclassified	\$ 24,542,427.49	4.00%
TOTAL Other	\$ 82,697,759.05	13.48%

TOTAL PO Spend	\$ 613,360,494.15	100.00%
-----------------------	--------------------------	----------------

** Includes both large and small businesses

**SWaM Other includes: Large Minority Service Disabled, Small Service Disabled



COPY OF FY 2016 CAPER PUBLIC NOTICE AS PRINTED IN LOCAL NEWSPAPER

COUNTY OF FAIRFAX, VIRGINIA AVAILABILITY OF CONSOLIDATED ANNUAL PERFORMANCE AND EVALUATION REPORT FOR FISCAL YEAR 2016

The Fairfax County Department of Housing and Community Development (HCD) has prepared a Consolidated Annual Performance and Evaluation Report (CAPER) for Fiscal Year (FY) 2016. The FY 2016 CAPER evaluates the county's use of Community Development Block Grant (CDBG), HOME Investment Partnerships (HOME), and Emergency Solutions Grants (ESG) program funds for the period from July 1, 2015, through June 30, 2016. Members of the public are invited to review the draft report and provide comments before the final draft is submitted to the U.S. Department of Housing and Urban Development (HUD). Copies of the draft FY 2016 CAPER will be available and comments will be received beginning Friday, Sept. 2, through Monday, Sept. 19, at the Fairfax County Department of Housing and Community Development, 3700 Pender Drive, Fairfax, Virginia, 22030, between the hours of 8 a.m. to 4:30 p.m., Monday through Friday. The report will also be available for this same period of time at the following Fairfax County Public Libraries: Reston Regional, Centreville Regional, Sherwood Hall Regional, and Patrick Henry Regional. The document will also be available online at: <http://www.fairfaxcounty.gov/rha/fy2016caper.htm>. Written comments on this report may be submitted to the attention of Stephen E. Knippler, either at the Department of Housing and Community Development address above or by e-mail: stephen.knippler@fairfaxcounty.gov. For questions, please call 703-246-5170 (TTY: 711).

Fairfax County is committed to a policy of nondiscrimination in all county programs, services and activities and will provide reasonable accommodations upon request. To request special accommodations call 703-246-5101 or TTY 711. Please allow 48 hours in order to make the necessary arrangements.



Run date: September 2nd, 2016

AD#14904194

Quận Fairfax, Virginia đã sẵn sàng Bản Dự Thảo Chương Trình Tổng Hợp Hoạt Động Hàng Năm và Bản Báo Cáo Đánh Giá cho Tài Khóa 2016

Bộ Gia Cư và Phát Triển Cộng Đồng (HCD) của Quận Fairfax đã chuẩn bị một Bản Báo Cáo và Đánh Giá Về Chương Trình Tổng Hợp Hoạt Động Hàng Năm (CAPER) cho Tài Khóa 2016. Bản CAPER cho Tài Khóa 2016 đánh giá về việc Quận Fairfax sử dụng ngân khoản trong các Chương Trình Phát Triển Cộng Đồng (CDBG), Hợp Tác Đầu Tư VỀ NHÀ CỬA (HOME), Tài Trợ Gia Cư Khẩn Cấp (ESG) trong giai đoạn từ 1 tháng Bảy, 2015 đến 30 tháng Sáu, 2016. Công chúng được mời tham dự để xem xét bản dự thảo và cho ý kiến trước khi bản dự thảo cuối cùng được gửi đến Bộ Gia Cư và Phát Triển Đô Thị (HUD). Bản sao Bản Dự Thảo Báo Cáo và Đánh Giá Cho Tài Khóa 2016 (CAPER) sẽ có sẵn và các ý kiến sẽ được nhận bắt đầu từ ngày Thứ Sáu, 2 tháng Chín đến ngày Thứ Hai, 19 tháng Chín tại Fairfax County Department of Housing and Community Development, 3700 Pender Drive, Fairfax, Virginia, 22030, từ 8 a.m. đến 4:30 p.m., Thứ Hai đến Thứ Sáu. Bản báo cáo cũng có vào cùng thời gian này tại các Thư Viện Công Cộng của Quận Fairfax sau: Reston Regional, Centreville Regional, Sherwood Hall Regional, và Patrick Henry Regional. Tài liệu cũng có thể tìm thấy trên dạng tin điện, tại

<http://www.fairfaxcounty.gov/rha/fy2016caper.htm>.

Những ý kiến bằng văn bản có thể gửi đến cho Stephen E. Knippler, tại Department of Housing and Community Development địa chỉ đã được lưu ý ở trên hoặc bằng điện thư: stephen.knippler@fairfaxcounty.gov. Để được giải đáp câu hỏi, xin gọi 703-246-5170 (TTY: 711).

Quận Fairfax quyết tâm tôn trọng chính sách không phân biệt đối xử trong mọi chương trình, dịch vụ và các hoạt động của quận, và sẽ cung cấp các hỗ trợ cần thiết nếu được yêu cầu. Để yêu cầu những hỗ trợ đặc biệt xin gọi 703-246-5101 hay TTY 711. Xin cho biết trước 48 giờ để có chúng tôi chuẩn bị những sắp xếp cần thiết.



EQUAL HOUSING
OPPORTUNITY



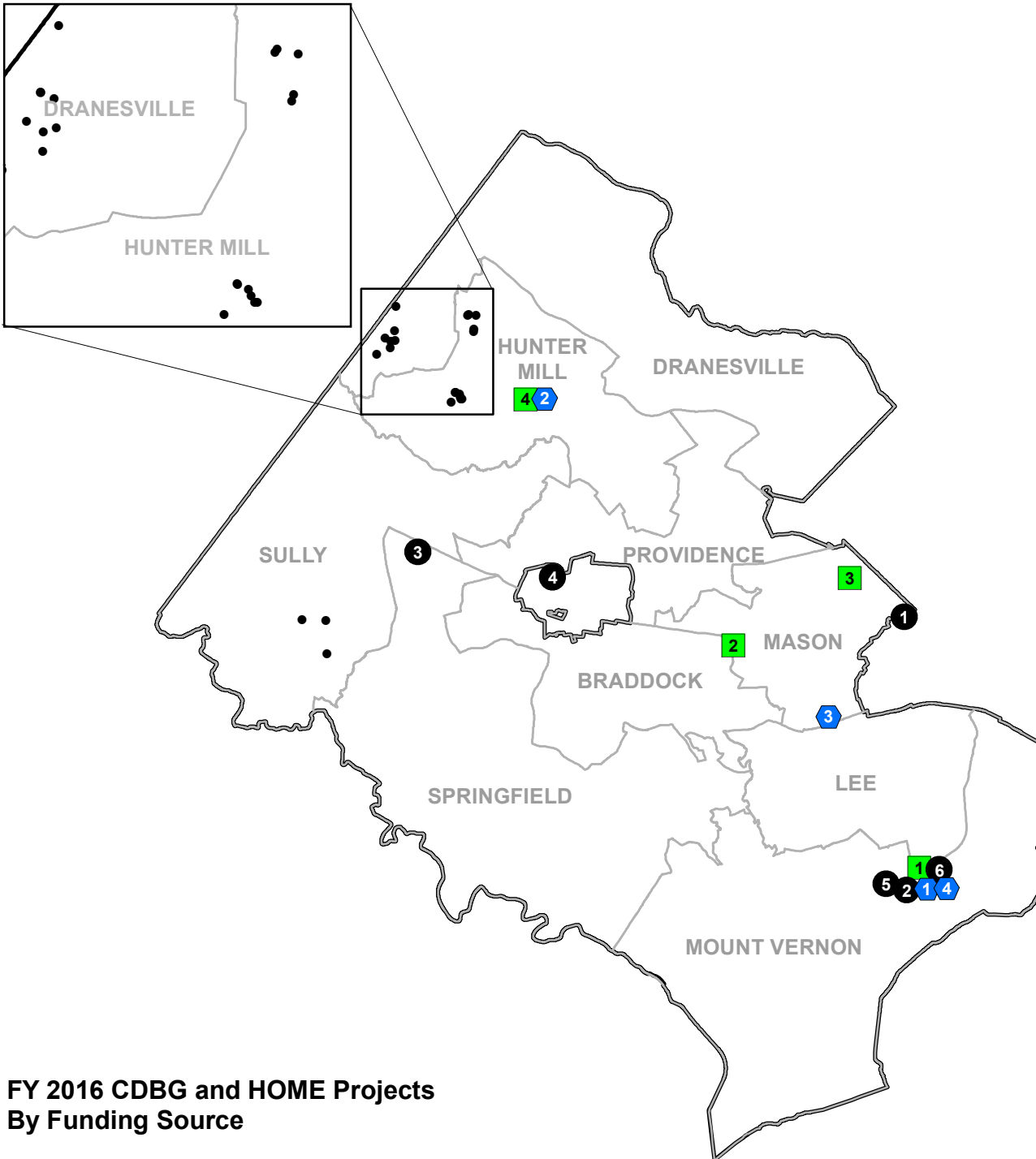
DISPONIBILIDAD DEL INFORME ANUAL CONSOLIDADO DE EVALUACIÓN Y RENDIMIENTO DEL CONDADO DE FAIRFAX, VIRGINIA PARA EL AÑO FISCAL 2016

El Departamento de Vivienda y Desarrollo Comunitario (HCD, por sus siglas en inglés) del condado de Fairfax ha preparado un Informe Anual Consolidado de Evaluación y Rendimiento (CAPER, por sus siglas en inglés) para el año fiscal 2016. El CAPER del año fiscal 2016 evalúa el uso que hace el condado de los fondos del programa de Subsidio en Bloque para el Desarrollo Comunitario (CDBG, por sus siglas en inglés), Sociedades para la Inversión de Vivienda (HOME) y Subvenciones para Solución de Emergencias (ESG, por sus siglas en inglés) para el período del 1 de julio de 2015 al 30 de junio de 2016. Se invita a los miembros del público a revisar el Informe preliminar y a proporcionar sus comentarios antes de que se envíe la versión final al Departamento de Vivienda y Desarrollo Urbano de EE. UU. (HUD, por sus siglas en inglés). Las copias del CAPER preliminar del año fiscal 2016 estarán disponibles y los comentarios se recibirán desde el viernes 2 de septiembre hasta el lunes 19 de septiembre en el Departamento de Vivienda y Desarrollo Comunitario del condado de Fairfax, 3700 Pender Drive, Fairfax, Virginia, 22030, de lunes a viernes, entre las 8 a. m. y las 4:30 p. m. El informe también estará disponible, durante este mismo período, en las siguientes bibliotecas públicas del condado de Fairfax: Reston Regional, Centreville Regional, Sherwood Hall Regional y Patrick Henry Regional. El documento también estará disponible en línea en: <http://www.fairfaxcounty.gov/rha/fy2016caper.htm>. Los comentarios por escrito sobre este informe pueden enviarse a la atención de Stephen E. Knippler, ya sea a la dirección indicada del Departamento de Vivienda y Desarrollo Comunitario o al correo electrónico: stephen.knippler@fairfaxcounty.gov. Si tiene alguna pregunta, sírvase llamar al 703-246-5170 (TTY: 711).

El condado de Fairfax asume el compromiso de una política de no discriminación en todos los programas, servicios y actividades del condado, y proporcionará alojamientos razonables a solicitud. Para solicitar alojamientos especiales, llame al 703-246-5101 o a TTY 711. Sírvase esperar 48 horas para poder realizar los acuerdos necesarios.



PROJECT MAP FOR FY 2016 (CDBG and HOME)



**FY 2016 CDBG and HOME Projects
By Funding Source**

● CDBG Funds

ID	Non-Profit	Project Location
1	Community Havens	Falls Church
2	Good Shepherd Housing	Alexandria
3	The Brain Foundation	Fairfax
4	Marian Homes	Fairfax
5	Pathway Homes	Alexandria
6	Good Shepherd Housing	Alexandria
●	Comerstones*	County Wide

■ HOME Funds

ID	Non-Profit	Project Location
1	Good Shepherd Housing	Alexandria
2	Pathway Homes	Annandale
3	Pathway Homes	Falls Church
4	Comerstones	Reston

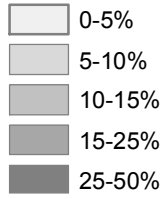
⬡ Combined CDBG & HOME Funds

ID	Non-Profit	Project Location
1	Good Shepherd Housing	Alexandria
2	Comerstones	Reston
3	Pathway Homes	Alexandria
4	Good Shepherd Housing	Alexandria

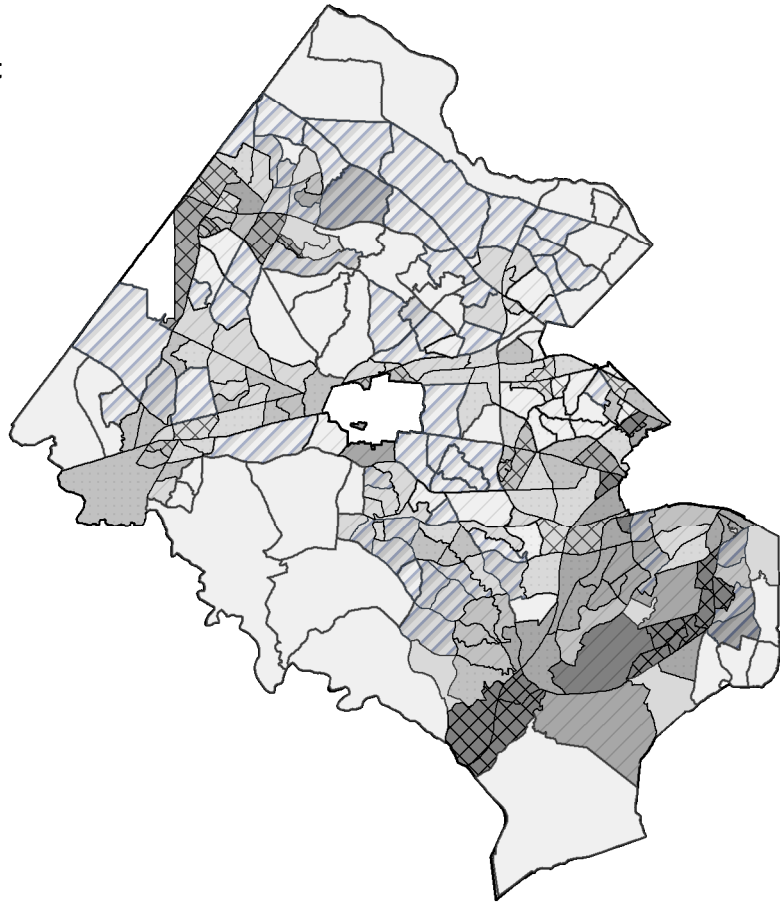
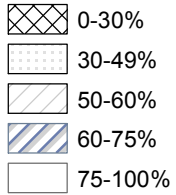
*Consists of 22 Scattered Site Units

FAIRFAX COUNTY FY 2016 CAPER
Minority Concentrations by Census Tract

Percent of Black Households per Total Population




Percent of White Households per Total Population



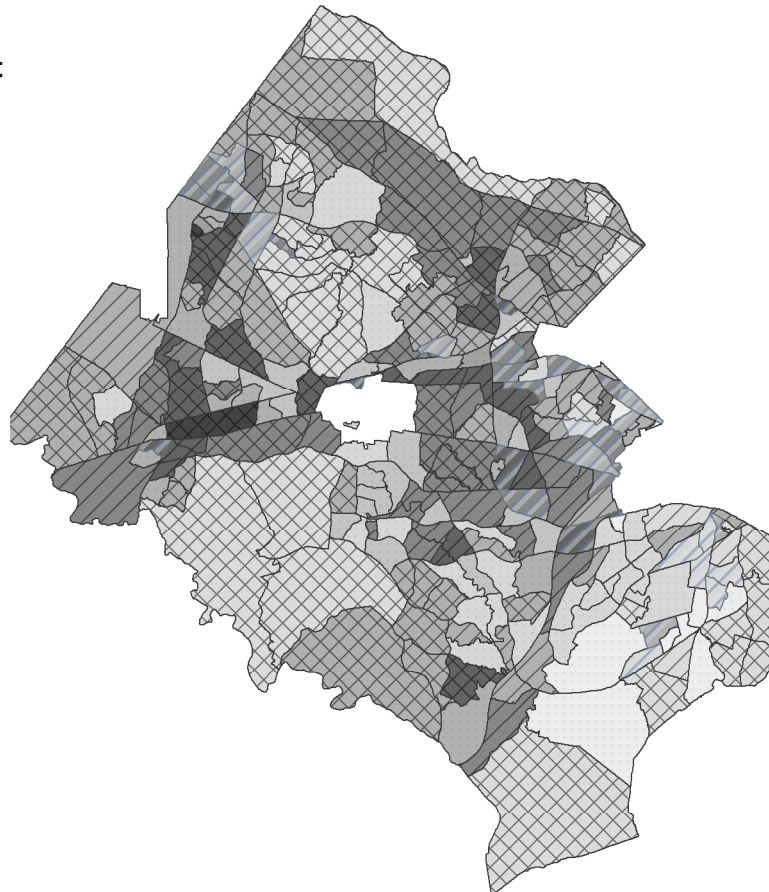
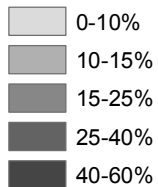
Source: U.S. Census Bureau, 2010 Census

FAIRFAX COUNTY FY 2016 CAPER
Minority Concentrations by Census Tract

Percent of Hispanic Households per Total Population



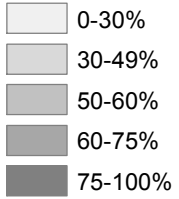
Percent of Asian Households per Total Population



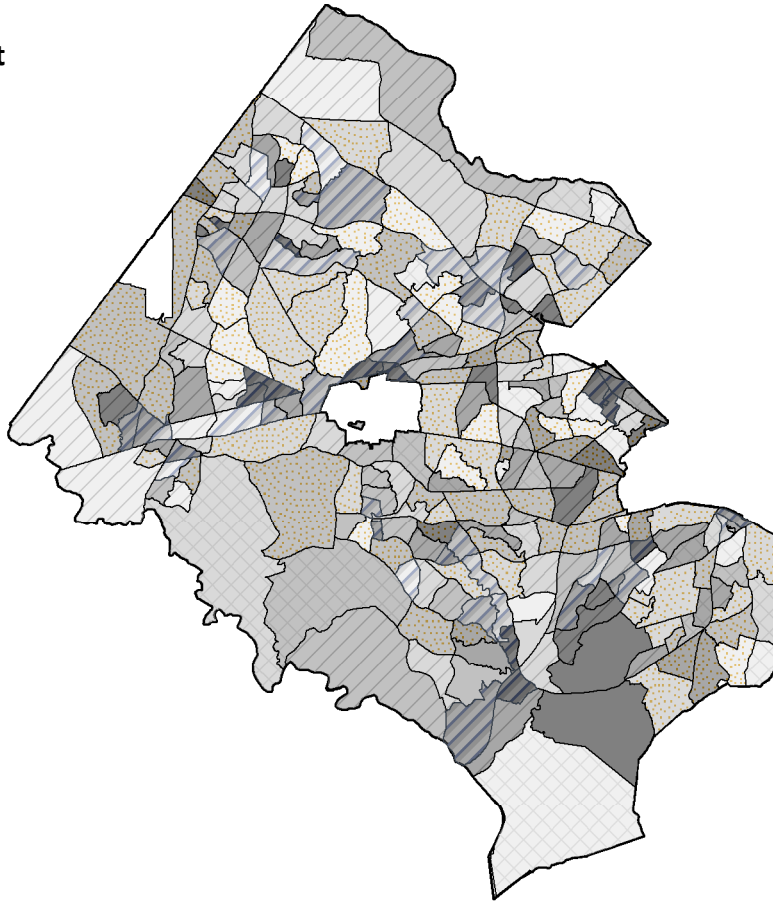
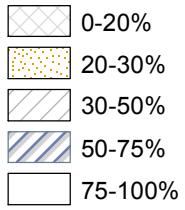
Source: U.S. Census Bureau, 2010 Census

FAIRFAX COUNTY FY 2016 CAPER
Minority Concentrations by Census Tract

**Other Non-Hispanic Households
per Total Population**



**Multi-Race Households
per Total Population**



Source: U.S. Census Bureau, 2010 Census

**Section 108 Accomplishments Report
(Fiscal Year 2016)**

PROJECT DESCRIPTION				CDBG \$					ELIGIBLE ACTIVITY	NATIONAL OBJECTIVE			JOBS				HOUSING			LMA	LMC	SBA
Grantee Name	ST	Project Number	Project Name	108 Loan Amount	EDI AMT	BEDI AMT	Other CDBG \$s	Total CDBG \$ Assistance	HUD Matrix Code for Eligible Activity	HUD N.O. Matrix Code	Indicate if N.O. Has Been Met Y=Yes N=No	FTE Jobs Proposed in 108 Appl.	Total Actual FTE Jobs Created	Number Held by/ Made Available to Low/ Mod	Percent Held by/ Made Available to Low/ Mod	Presumed Low/ Mod Benefit (P) or Rev. Strategy Area (RSA)	Total Housing Units Assisted	Number of Units Occupied by Low/ Mod Households	Percent of Units Occupied by Low/Mod Households	Percent Low/ Mod in Service Area	Limited Clientele Y=Yes	Slum/ Blight Area Y=Yes
Fairfax County	VA	B-88-UC-51-0001	Old Mill	\$ 10,549					1	LMH	Y						47	47	100%			
		B-91-UC-51-0001	LOAN 4A	\$ 86,003																		
		B-91-UC-51-0001 and 0001A	LOAN 4B	\$ 543,697				\$ 640,249														
Fairfax County	VA	B-89-UC-51-0001	Tavener Lane	\$ 315,840					1	LMH	Y						24	24	100%			
		B-91-UC-51-0001 and 0001A	LOAN 4B	\$ 146,571				\$ 462,411														
Fairfax County	VA	B-91-UC-51-0001	Ragan Oaks	\$ 906,163					1	LMH	Y						51	51	100%			
		B-91-UC-51-0001	LOAN 4A	\$ 222,247				\$ 1,128,410														
Fairfax County	VA	B-89-UC-51-0001	Stevenson Street	\$ 255,360					1	LMH	Y						18	18	100%			
		B-91-UC-51-0001 and 0001A	LOAN 4B	\$ 576,703				\$ 832,063														
Fairfax County	VA	B-91-UC-51-0001	STEP	\$ 265,298				\$ 265,298	14G	LMH	Y						5	5	100%			
Fairfax County	VA	B-91-UC-51-0001	Little River Glen II (Braddock Glen)	\$ 1,740,576				\$ 1,740,576	1	LMH	Y						60	60	100%			
Fairfax County	VA	B-91-UC-51-0001-A	Telegraph Road (Glenwood Mews)	\$ 591,348				\$ 591,348	1	LMH	Y						17	17	100%			
Fairfax County	VA	B-91-UC-51-0001 and 0001A	Herndon Harbor House I	\$ 525,391				\$ 525,391	1	LMH	Y						60	60	100%			
Fairfax County	VA	B-91-UC-51-0001 and 0001A	Herndon Harbor House II	\$ 437,000				\$ 437,000	1	LMH	Y						60	60	100%			

**Section 108 Accomplishments Report
(Fiscal Year 2016)**

PROJECT DESCRIPTION				CDBG \$					ELIGIBLE ACTIVITY	NATIONAL OBJECTIVE			JOBS				HOUSING			LMA	LMC	SBA
Grantee Name	ST	Project Number	Project Name	108 Loan Amount	EDI AMT	BEDI AMT	Other CDBG \$s	Total CDBG \$ Assistance	HUD Matrix Code for Eligible Activity	HUD N.O. Matrix Code	Indicate if N.O. Has Been Met Y=Yes N=No	FTE Jobs Proposed in 108 Appl.	Total Actual FTE Jobs Created	Number Held by/ Made Available to Low/ Mod	Percent Held by/ Made Available to Low/ Mod	Presumed Low/ Mod Benefit (P) or Rev. Strategy Area (RSA)	Total Housing Units Assisted	Number of Units Occupied by Low/ Mod Households	Percent of Units Occupied by Low/Mod Households	Percent Low/ Mod in Service Area	Limited Clientele Y=Yes	Slum/ Blight Area Y=Yes
Fairfax County	VA	B-91-UC-51-0001 and 0001A	Creighton Square	\$ 289,905				\$ 289,905	1	LMH	Y						1	1	100%			
Fairfax County	VA	B-91-UC-51-0001 and 0001A	Castellani Meadows	\$ 3,775,000				\$ 3,775,000	1	LMH	Y						24	24	100%			
Fairfax County	VA	B-94-UC-51-0001	LOAN 6 Colchester	\$ 879,687				\$ 879,687	14B	LMH	Y						40	40	100%			
Fairfax County	VA	B-94-UC-51-0001	LOAN 6 Lewinsville Residences	\$ 137,107				\$ 137,107	14D	LMH	Y						22	22	100%			
Fairfax County	VA	B-94-UC-51-0001	LOAN 6 Springfield Green	\$ 115,579				\$ 115,579	14B	LMH	Y						23	23	100%			
Fairfax County	VA	B-95-UC-51-0001	LOAN 7 Small and Minority Business Loan Program	\$ 1,000,000	\$ 150,000			\$ 1,150,000	18A	LMA	Y		0.00	0.00	78%	N/A				23%		
Fairfax County	VA	B-95-UC-51-0001-A & B-10-UC-51-0001	LOAN 8 & LOAN 12 Neighborhood Improvements	\$ 9,300,000				\$ 9,300,000	3	LMA	Y									27.1%		
Fairfax County	VA	B-07-UC-51-0001	LOAN 11 Olley Glen Senior Housing	\$ 2,050,000				\$ 2,050,000		LMH	Y						90	90	100%			
Fairfax County	VA	B-07-UC-51-0001	LOAN 11 Strawbridge Square	\$ 5,040,000				\$ 5,040,000		LMH	Y						128	128	100%			
TOTALS				\$ 29,210,024	\$ 150,000	\$ -	\$ -	\$ 29,360,024				0	0.00	0.00	N/A	N/A	670	670	N/A	N/A		

Q5. HMIS DQ & Participation

5a. HMIS or Comparable

Database Data Quality Q5a

Data Element	Client Doesn't Know or Client Refused	Data not collected
First name	0	0
Last name	0	0
SSN	364	169
Date of Birth	4	4
Race	14	6
Ethnicity	3	1
Gender	0	0
Veteran Status	0	3
Disabling condition	4	4
Residence Prior to Entry	6	5
Relationship to Head of Household	0	8
Destination	17	112
Client location for project entry	0	5
Length of Time on Street, in ES or SH	45	87

Q6. Persons Served

6a. Report Validations

Table Q6a

a. Total number of persons served	2745
b. Number of adults (age 18 or over)	1588
c. Number of children (under age 18)	1149
d. Number of persons with unknown age	8
e. Total number of leavers	1943
f. Total number of adult leavers	1163
g. Total number of stayers	802
h. Total number of adult stayers	425
i. Number of veterans	87
j. Number of chronically homeless persons	93
k. Number of adult heads of household	1337
l. Number of child heads of household	1
m. Number of unaccompanied youth under age 25	62
n. Number of parenting youth under age 25 with children	86

6b. Number of Persons Served

Q6b

	Total	a. Without children	b. With children and adults	c. With only children	d. Unknown household type
a. Adults	1588	817	768	0	3
b. Children	1149	0	1145	3	1
c. Don't know / refused	4	0	0	0	4
d. Information missing	4	0	0	0	4
e. Total	2745	817	1913	3	12

Q7a. Households Served

7a. Number of Households Served Q7a

	Total	a. Without children	b. With children and adults	c. With only children	d. Unknown household type
Total Households	1337	781	548	2	6

7b. Point-in-Time Count of Households on the Last Wednesday Q7b

	Total	a. Without children	b. With children and adults	c. With only children	d. Unknown household type
January	348	197	148	1	2
April	373	223	147	2	1
July	350	177	170	2	1
October	246	106	139	0	1

Q9. Contacts and Engagements

9a. Number of Persons Contacted Q9a

	Total	a. First contact was at a place not meant for human habitation	b. First contact was at a non-residential service setting	c. First contact was at a residential service setting	d. First contact place was missing
a1. Contacted once?	0	0	0	0	0
a2. Contacted 2-5 times?	0	0	0	0	0
a3. Contacted 6-9 times?	0	0	0	0	0
a4. Contacted 10 or more times?	0	0	0	0	0
az. Total persons contacted	3	0	0	0	3

9b. Number of Persons

Engaged

Q9b

	Total	a. First contact was at a place not meant for human habitation	b. First contact was at a non-residential service setting	c. First contact was at a residential service setting	d. First contact place was missing
b1. Engaged after 1 contact?	0	0	0	0	0
b2. Engaged after 2-5 contacts?	0	0	0	0	0
b3. Engaged after 6-9 contacts?	0	0	0	0	0
b4. Engaged after 10 or more contacts?	0	0	0	0	0
bz. Total persons engaged	2	0	0	0	2
c. Rate of engagement (%)	67%	N/A	N/A	N/A	67%

Q10. Gender

10a. Gender of Adults

Q10a

	Total	a. Without children	b. With children and adults	c. Unknown household type
a. Male	745	554	190	1
b. Female	841	261	578	2
c. Transgender male to female	0	0	0	0
d. Transgender female to male	2	2	0	0
e. Other	0	0	0	0
f. Don't know / refused	0	0	0	0
g. Information missing	0	0	0	0
h. Subtotal	1588	817	768	3

10b. Gender of Children Q10b

	Total	a. With children and adults	b. With only children	c. Unknown household type
a. Male	567	564	2	1
b. Female	582	581	1	0
c. Transgender male to female	0	0	0	0
d. Transgender female to male	0	0	0	0
e. Other	0	0	0	0
f. Don't know / refused	0	0	0	0
g. Information missing	0	0	0	0
h. Subtotal	1149	1145	3	1

10c. Gender of Persons
Missing Age Information Q10c

	Total	a. Without children	b. With children and adults	c. With only children	d. Unknown household type
a. Male	4	0	0	0	4
b. Female	4	0	0	0	4
c. Transgender male to female	0	0	0	0	0
d. Transgender female to male	0	0	0	0	0
e. Other	0	0	0	0	0
f. Don't know / refused	0	0	0	0	0
g. Information missing	0	0	0	0	0
h. Subtotal	8	0	0	0	8

10d. Gender by Age

Ranges Q10d

	Total	a. Under age 18	b. Age 18-24	c. Age 25-61	d. Age 62 and over	e. Client Doesn't Know/Client Refused	f. Data not collected
a. Male	1316	567	89	602	54	3	1
b. Female	1427	582	157	643	41	1	3
c. Transgender male to female	0	0	0	0	0	0	0
d. Transgender female to male	2	0	1	1	0	0	0
e. Other	0	0	0	0	0	0	0
f. Don't know / refused	0	0	0	0	0	0	0
g. Information missing	0	0	0	0	0	0	0
h. Total	2745	1149	247	1246	95	4	4

Q11. Age

Q11

	Total	a. Without children	b. With children and adults	c. With only children	d. Unknown household type
a. Under 5	454	0	452	2	0
b. 5 - 12	493	0	491	1	1
c. 13 - 17	202	0	202	0	0
d. 18 - 24	247	75	172	0	0
e. 25 - 34	400	132	268	0	0
f. 35 - 44	348	130	216	0	2
g. 45 - 54	339	247	91	0	1
h. 55 - 61	159	151	8	0	0
i. 62+	95	82	13	0	0
j. Don't know / refused	4	0	0	0	4
k. Information missing	4	0	0	0	4
l. Total	2745	817	1913	3	12

Q12. Race & Ethnicity

12a. Race Q12a

	Total	a. Without children	b. With children and adults	c. With only children	d. Unknown household type
a. White	785	335	443	0	7
b. Black or African-American	1617	422	1189	3	3
c. Asian	110	23	87	0	0
d. American Indian or Alaska Native	11	4	7	0	0
e. Native Hawaiian or Other Pacific Islander	4	3	1	0	0
f. Multiple races	198	29	169	0	0
g. Don't know / refused	14	1	11	0	2
h. Information missing	6	0	6	0	0
i. Total	2745	817	1913	3	12

12b. Ethnicity Q12b

	Total	a. Without children	b. With children and adults	c. With only children	d. Unknown household type
a. Non-Hispanic/non-Latino	2346	755	1582	3	6
b. Hispanic/Latino	395	61	330	0	4
c. Don't know / refused	3	1	0	0	2
d. Information missing	1	0	1	0	0
e. Total	2745	817	1913	3	12

Q13. Physical and Mental Health Conditions

13a1. Physical and Mental Health Conditions at Entry

Q13a1

	Total persons	a. Without children	b. With children and adults	c. With only children	d. Unknown household type
a. Mental illness	377	259	118	0	0
b. Alcohol abuse	55	54	1	0	0
c. Drug abuse	30	26	4	0	0
d. Both alcohol and drug abuse	59	57	2	0	0
e. Chronic health condition	173	136	37	0	0
f. HIV/AIDS and related diseases	7	7	0	0	0
g. Developmental disability	80	24	55	1	0
h. Physical disability	205	150	55	0	0

13b1. Physical and Mental Health Conditions of Leavers

Q13b1

	Total persons	a. Without children	b. With children and adults	c. With only children	d. Unknown household type
a. Mental illness	283	191	92	0	0
b. Alcohol abuse	44	44	0	0	0
c. Drug abuse	24	20	4	0	0
d. Both alcohol and drug abuse	47	45	2	0	0
e. Chronic health condition	121	96	25	0	0
f. HIV/AIDS and related diseases	5	5	0	0	0
g. Developmental disability	58	18	40	0	0
h. Physical disability	152	113	39	0	0

13c1. Physical and Mental Health

Conditions of Stayers Q13c1

	Total persons	a. Without children	b. With children and adults	c. With only children	d. Unknown household type
a. Mental illness	94	68	26	0	0
b. Alcohol abuse	11	10	1	0	0
c. Drug abuse	6	6	0	0	0
d. Both alcohol and drug abuse	12	12	0	0	0
e. Chronic health condition	0	0	0	0	0
f. HIV/AIDS and related diseases	2	2	0	0	0
g. Developmental disability	22	6	15	1	0
h. Physical disability	53	37	16	0	0

Q14. Domestic Violence

14a. Persons with Domestic Violence History

Q14a

	Total	a. Without children	b. With children and adults	c. With only children	d. Unknown household type
a. Yes	254	86	168	0	0
b. No	1323	725	593	0	5
c. Don't know / refused	11	5	4	0	2
d. Information missing	5	1	4	0	0
e. Total	1593	817	769	0	7

14b. Persons Fleeing Domestic Violence

Q14b

	Total	a. Without children	b. With children and adults	c. With only children	d. Unknown household type
a. Yes	28	8	20	0	0
b. No	170	51	119	0	0
c. Don't know / refused	8	5	3	0	0
d. Information missing	48	22	26	0	0
e. Total	254	86	168	0	0

Q15. Residence Prior to Project Entry Q15

	Total	a. Without children	b. With children and adults	c. With only children	d. Unknown household type
a. Homeless situations					
a1. Emergency shelter	228	148	79	0	1
a2. Transitional housing for homeless persons	19	4	15	0	0
a3. Place not meant for human habitation	312	288	24	0	0
a4. Safe haven	4	2	2	0	0
az. Total	563	442	120	0	1
b. Institutional settings					
b1. Psychiatric facility	19	19	0	0	0
b2. Substance abuse or detox center	7	7	0	0	0
b3. Hospital (non-psychiatric)	38	37	1	0	0
b4. Jail, prison or juvenile detention	11	10	1	0	0
b5. Foster care home or foster care group home	0	0	0	0	0
b6. Long-term care facility or nursing home	1	1	0	0	0
b7. Residential project or halfway house with no homeless criteria	2	2	0	0	0
bz. Total	78	76	2	0	0

Combined Report

c. Other locations					
c01. PH for homeless persons	2	1	1	0	0
c02. Owned by client, no subsidy	2	0	2	0	0
c03. Owned by client, with subsidy	0	0	0	0	0
c04. Rental by client, no subsidy	308	83	222	0	3
c05. Rental by client, with VASH subsidy	1	1	0	0	0
c06. Rental by client, with GPD TIP subsidy	0	0	0	0	0
c07. Rental by client, with other subsidy	55	8	47	0	0
c08. Hotel or motel paid by client	103	45	57	0	1
c09. Staying or living with friend(s)	266	71	195	0	0
c10. Staying or living with family	189	79	109	0	1
c11. Other	9	3	6	0	0
c12. Don't know / refused	6	4	1	0	1
c13. Information missing	5	1	4	0	0
cz. Total	946	296	644	0	6
d. Total	1593	817	769	0	7

Q20. Non-Cash Benefits

20a. Type of Non-Cash

Benefit Sources

Q20a

	At entry	At Latest Annual Assessment for Stayers	At Exit for Leavers
a. Supplemental Nutritional Assistance Program	739	1	564
b. WIC	88	0	62
c. TANF Child Care services	33	0	17
d. TANF transportation services	9	0	8
e. Other TANF-funded services	9	0	6
f. Other source	28	0	29

Q21. Health Insurance Q21

	At entry	At Latest Annual Assessment for Stayers	At Exit for Leavers
a. MEDICAID health insurance	1461	1	1071
b. MEDICARE health insurance	157	0	119
c. State Children's Health Insurance	20	0	18
d. VA Medical Services	34	0	34
e. Employer-provided health insurance	182	0	126
f. Health insurance through COBRA	14	0	15
g. Private pay health insurance	102	0	90
h. State Health Insurance for Adults	24	0	23
i. No health insurance	3	0	3
j. Client doesn't know/Client refused	0	0	0
k. Data not collected	10	37	4
l. Number of adult stayers not yet required to have an annual assessment	0	786	0
m. 1 source of health insurance	1676	1	1224
n. More than 1 source of health insurance	137	0	111

Q22. Length of Participation

Q22a2. Length of Participation—ESG projects

Q22a2

	Total	Leavers	Stayers
a. 0 to 7 days	147	77	70
b. 8 to 14 days	127	83	44
c. 15 to 21 days	113	75	38
d. 22 to 30 days	184	125	59
e. 31 to 60 days	568	422	146
f. 61 to 90 days	483	368	115
g. 91 to 180 days	682	493	189
h. 181 to 365 days	400	276	124
i. 366 to 730 days (1-2 yrs.)	41	24	17
j. 731 to 1095 days (2-3 yrs.)	0	0	0
k. 1096 to 1460 days (3-4 yrs.)	0	0	0
l. 1461 to 1825 days (4-5 yrs.)	0	0	0
m. More than 1825 days (>5 yrs.)	0	0	0
n. Information missing	0	0	0
o. Total	2745	1943	802

Q22c. RRH Length of Time between Project Entry Date and Residential Move-in Date

Q22c

	Total	a. Without children	b. With children and adults	c. With only children	d. Unknown household type
a. 0-7 days	54	38	15	0	1
b. 8-14 days	21	13	8	0	0
c. 15-21 days	13	9	4	0	0
d. 22 to 30 days	20	7	13	0	0
e. 31 to 60 days	107	35	72	0	0
f. 61 to 180 days	94	49	45	0	0
g. 181 to 365 days	13	7	6	0	0
h. 366 to 730 days (1-2 yrs.)	7	3	4	0	0
i. Data Not Collected	32	12	20	0	0
j. Total	361	173	187	0	1

Q22d. Length of Participation by Household type Q22d

	Total	a. Without children	b. With children and adults	c. With only children	d. Unknown household type
a. 0 to 7 days	147	34	111	0	2
b. 8 to 14 days	127	46	81	0	0
c. 15 to 21 days	113	40	73	0	0
d. 22 to 30 days	184	75	109	0	0
e. 31 to 60 days	568	177	391	0	0
f. 61 to 90 days	483	141	342	0	0
g. 91 to 180 days	682	222	452	2	6
h. 181 to 365 days	400	67	328	1	4
i. 366 to 730 days (1-2 yrs.)	41	15	26	0	0
j. 731 to 1095 days (2-3 yrs.)	0	0	0	0	0
k. 1096 to 1460 days (3-4 yrs.)	0	0	0	0	0
l. 1461 to 1825 days (4-5 yrs.)	0	0	0	0	0
m. More than 1825 days (>5 yrs.)	0	0	0	0	0
n. Information missing	0	0	0	0	0
o. Total	2745	817	1913	3	12

**Q23. Exit Destination –
More than 90 Days** Q23

	Total	a. Without children	b. With children and adults	c. With only children	d. Unknown household type
a. Permanent destinations					
a01. Moved from one HOPWA funded project to HOPWA PH	0	0	0	0	0
a02. Owned by client, no ongoing subsidy	0	0	0	0	0
a03. Owned by client, with ongoing subsidy	0	0	0	0	0
a04. Rental by client, no ongoing subsidy	240	72	167	0	1
a05. Rental by client, VASH subsidy	5	5	0	0	0
a06. Rental by client, with GPD TIP housing subsidy	0	0	0	0	0
a07. Rental by client, other ongoing subsidy	96	18	78	0	0
a08. Permanent housing for homeless persons	24	18	6	0	0
a09. Staying or living with family, permanent tenure	8	2	6	0	0
a10. Staying or living with friends, permanent tenure	4	1	3	0	0
az. Total	377	116	260	0	1

Combined Report

b. Temporary destinations					
b1. Emergency shelter	29	12	17	0	0
b2. Moved from one HOPWA funded project to HOPWA TH	0	0	0	0	0
b3. Transitional housing for homeless persons	35	1	34	0	0
b4. Staying with family, temporary tenure	13	5	8	0	0
b5. Staying with friends, temporary tenure	19	2	17	0	0
b6. Place not meant for human habitation	8	8	0	0	0
b7. Safe Haven	0	0	0	0	0
b8. Hotel or motel paid by client	10	3	7	0	0
bz. Total	114	31	83	0	0
c. Institutional settings					
c1. Foster care home or group foster care home	0	0	0	0	0
c2. Psychiatric hospital or other psychiatric facility	0	0	0	0	0
c3. Substance abuse treatment facility or detox center	1	1	0	0	0
c4. Hospital or other residential non-psychiatric medical facility	1	1	0	0	0
c5. Jail, prison or juvenile detention facility	3	3	0	0	0
c6. Long term care facility or nursing home	0	0	0	0	0
cz. Total	5	5	0	0	0

Combined Report

d. Other destinations					
d1. Residential project or halfway house with no homeless criteria	0	0	0	0	0
d2. Deceased	3	3	0	0	0
d3. Other	3	1	2	0	0
d4. Don't know / refused	5	2	3	0	0
d5. Information missing	42	38	3	0	1
dz. Total	53	44	8	0	1
e. Total	549	196	351	0	2

**Q23a. Exit
Destination—All
persons**

Q23a

	Total	a. Without children	b. With children and adults	c. With only children	d. Unknown household type
a. Permanent destinations					
a01. Moved from one HOPWA funded project to HOPWA PH	0	0	0	0	0
a02. Owned by client, no ongoing subsidy	7	0	7	0	0
a03. Owned by client, with ongoing subsidy	0	0	0	0	0
a04. Rental by client, no ongoing subsidy	252	22	230	0	0
a05. Rental by client, VASH subsidy	0	0	0	0	0
a06. Rental by client, with GPD TIP housing subsidy	0	0	0	0	0
a07. Rental by client, other ongoing subsidy	59	12	47	0	0
a08. Permanent housing for homeless persons	0	0	0	0	0
a09. Staying or living with family, permanent tenure	43	4	39	0	0
a10. Staying or living with friends, permanent tenure	13	0	13	0	0
az. Total	374	38	336	0	0

Combined Report

b. Temporary destinations					
b1. Emergency shelter	153	5	148	0	0
b2. Moved from one HOPWA funded project to HOPWA TH	0	0	0	0	0
b3. Transitional housing for homeless persons	5	0	5	0	0
b4. Staying with family, temporary tenure	24	2	19	0	3
b5. Staying with friends, temporary tenure	20	1	19	0	0
b6. Place not meant for human habitation	1	1	0	0	0
b7. Safe Haven	0	0	0	0	0
b8. Hotel or motel paid by client	3	3	0	0	0
bz. Total	206	12	191	0	3
c. Institutional settings					
c1. Foster care home or group foster care home	0	0	0	0	0
c2. Psychiatric hospital or other psychiatric facility	0	0	0	0	0
c3. Substance abuse treatment facility or detox center	0	0	0	0	0
c4. Hospital or other residential non-psychiatric medical facility	0	0	0	0	0
c5. Jail, prison or juvenile detention facility	3	0	3	0	0
c6. Long term care facility or nursing home	0	0	0	0	0
cz. Total	3	0	3	0	0

Combined Report

d. Other destinations					
d1. Residential project or halfway house with no homeless criteria	0	0	0	0	0
d2. Deceased	0	0	0	0	0
d3. Other	0	0	0	0	0
d4. Don't know / refused	9	0	9	0	0
d5. Information missing	16	1	11	0	4
dz. Total	25	1	20	0	4
e. Total	608	51	550	0	7

**Q23b. Homeless
Prevention Housing
Assessment at Exit**

Q23b

	Total	a. Without children	b. With children and adults	c. With only children	d. Unknown household type
a. Able to maintain the housing they had at project entry--Without a subsidy	30	1	29	0	0
b. Able to maintain the housing they had at project entry--With the subsidy they had at project entry	7	0	7	0	0
c. Able to maintain the housing they had at project entry--With an on-going subsidy acquired since project entry	2	2	0	0	0
d. Able to maintain the housing they had at project entry--Only with financial assistance other than a subsidy	4	1	3	0	0
e. Moved to new housing unit--With on-going subsidy	21	1	20	0	0
f. Moved to new housing unit--Without an on-going subsidy	40	4	36	0	0
g. Moved in with family/friends on a temporary basis	10	1	9	0	0
h. Moved in with family/friends on a permanent basis	9	2	7	0	0
i. Moved to a transitional or temporary housing facility or program	2	0	2	0	0
j. Client became homeless-moving to a shelter or other place unfit for human habitation	35	3	32	0	0
k. Client went to jail/prison	1	0	1	0	0

Combined Report

l. Client died	0	0	0	0	0
m. Client doesn't know/Client refused	1	0	1	0	0
n. Data not collected (no exit interview completed)	446	36	403	0	7
o. Total	608	51	550	0	7

**Q24. Exit Destination –
90 Days or Less** Q24

	Total	a. Without children	b. With children and adults	c. With only children	d. Unknown household type
a. Permanent destinations					
a01. Moved from one HOPWA funded project to HOPWA PH	0	0	0	0	0
a02. Owned by client, no ongoing subsidy	2	2	0	0	0
a03. Owned by client, with ongoing subsidy	0	0	0	0	0
a04. Rental by client, no ongoing subsidy	212	101	111	0	0
a05. Rental by client, VASH subsidy	5	5	0	0	0
a06. Rental by client, with GPD TIP housing subsidy	0	0	0	0	0
a07. Rental by client, other ongoing subsidy	86	31	55	0	0
a08. Permanent housing for homeless persons	18	15	3	0	0
a09. Staying or living with family, permanent tenure	55	11	44	0	0
a10. Staying or living with friends, permanent tenure	24	1	21	0	2
az. Total	402	166	234	0	2

Combined Report

b. Temporary destinations					
b1. Emergency shelter	90	52	38	0	0
b2. Moved from one HOPWA funded project to HOPWA TH	0	0	0	0	0
b3. Transitional housing for homeless persons	47	6	41	0	0
b4. Staying with family, temporary tenure	67	22	45	0	0
b5. Staying with friends, temporary tenure	20	8	12	0	0
b6. Place not meant for human habitation	14	14	0	0	0
b7. Safe Haven	0	0	0	0	0
b8. Hotel or motel paid by client	11	7	4	0	0
bz. Total	249	109	140	0	0
c. Institutional settings					
c1. Foster care home or group foster care home	0	0	0	0	0
c2. Psychiatric hospital or other psychiatric facility	3	3	0	0	0
c3. Substance abuse treatment facility or detox center	5	4	1	0	0
c4. Hospital or other residential non-psychiatric medical facility	9	9	0	0	0
c5. Jail, prison or juvenile detention facility	2	2	0	0	0
c6. Long term care facility or nursing home	2	2	0	0	0
cz. Total	21	20	1	0	0

Combined Report

d. Other destinations					
d1. Residential project or halfway house with no homeless criteria	0	0	0	0	0
d2. Deceased	0	0	0	0	0
d3. Other	27	22	5	0	0
d4. Don't know / refused	14	8	6	0	0
d5. Information missing	73	56	17	0	0
dz. Total	114	86	28	0	0
e. Total	786	381	403	0	2

25a. Number of Veterans Q25a

	Total	a. Without children	b. With children and adults	c. Unknown household type
a. Chronically homeless veteran	10	9	1	0
b. Non-chronically homeless veteran	77	62	14	1
c. Not a veteran	1497	743	752	2
d. Client Doesn't Know/Client Refused	1	1	0	0
e. Data Not Collected	3	2	1	0
f. Total	1588	817	768	3

Q26b. Number of Chronically Homeless Persons by Household Q26b

	Total	a. Without children	b. With children and adults	c. With only children	d. Unknown household type
a. Chronically homeless	93	87	6	0	0
b. Not chronically homeless	2501	664	1830	3	4
c. Client Doesn't Know/Client Refused	53	34	17	0	2
d. Data Not Collected	98	32	60	0	6
e. Total	2745	817	1913	3	12



PART I: SUMMARY OF CDBG RESOURCES

01 UNEXPENDED CDBG FUNDS AT END OF PREVIOUS PROGRAM YEAR	4,736,468.10
02 ENTITLEMENT GRANT	4,873,926.00
03 SURPLUS URBAN RENEWAL	0.00
04 SECTION 108 GUARANTEED LOAN FUNDS	0.00
05 CURRENT YEAR PROGRAM INCOME	756,518.33
05a CURRENT YEAR SECTION 108 PROGRAM INCOME (FOR SI TYPE)	0.00
06 FUNDS RETURNED TO THE LINE-OF-CREDIT	0.00
06a FUNDS RETURNED TO THE LOCAL CDBG ACCOUNT	0.00
07 ADJUSTMENT TO COMPUTE TOTAL AVAILABLE	(15,581.63)
08 TOTAL AVAILABLE (SUM, LINES 01-07)	10,351,330.80

PART II: SUMMARY OF CDBG EXPENDITURES

09 DISBURSEMENTS OTHER THAN SECTION 108 REPAYMENTS AND PLANNING/ADMINISTRATION	4,264,913.32
10 ADJUSTMENT TO COMPUTE TOTAL AMOUNT SUBJECT TO LOW/MOD BENEFIT	0.00
11 AMOUNT SUBJECT TO LOW/MOD BENEFIT (LINE 09 + LINE 10)	4,264,913.32
12 DISBURSED IN IDIS FOR PLANNING/ADMINISTRATION	678,238.42
13 DISBURSED IN IDIS FOR SECTION 108 REPAYMENTS	1,133,632.55
14 ADJUSTMENT TO COMPUTE TOTAL EXPENDITURES	(239,915.42)
15 TOTAL EXPENDITURES (SUM, LINES 11-14)	5,836,868.87
16 UNEXPENDED BALANCE (LINE 08 - LINE 15)	4,514,461.93

PART III: LOWMOD BENEFIT THIS REPORTING PERIOD

17 EXPENDED FOR LOW/MOD HOUSING IN SPECIAL AREAS	0.00
18 EXPENDED FOR LOW/MOD MULTI-UNIT HOUSING	1,208,366.24
19 DISBURSED FOR OTHER LOW/MOD ACTIVITIES	3,056,547.08
20 ADJUSTMENT TO COMPUTE TOTAL LOW/MOD CREDIT	0.00
21 TOTAL LOW/MOD CREDIT (SUM, LINES 17-20)	4,264,913.32
22 PERCENT LOW/MOD CREDIT (LINE 21/LINE 11)	100.00%

LOW/MOD BENEFIT FOR MULTI-YEAR CERTIFICATIONS

23 PROGRAM YEARS(PY) COVERED IN CERTIFICATION	PY: 2014 PY: 2015 PY: 2016
24 CUMULATIVE NET EXPENDITURES SUBJECT TO LOW/MOD BENEFIT CALCULATION	8,126,275.94
25 CUMULATIVE EXPENDITURES BENEFITING LOW/MOD PERSONS	8,126,275.94
26 PERCENT BENEFIT TO LOW/MOD PERSONS (LINE 25/LINE 24)	100.00%

PART IV: PUBLIC SERVICE (PS) CAP CALCULATIONS

27 DISBURSED IN IDIS FOR PUBLIC SERVICES	740,811.00
28 PS UNLIQUIDATED OBLIGATIONS AT END OF CURRENT PROGRAM YEAR	0.00
29 PS UNLIQUIDATED OBLIGATIONS AT END OF PREVIOUS PROGRAM YEAR	14,978.00
30 ADJUSTMENT TO COMPUTE TOTAL PS OBLIGATIONS	0.00
31 TOTAL PS OBLIGATIONS (LINE 27 + LINE 28 - LINE 29 + LINE 30)	725,833.00
32 ENTITLEMENT GRANT	4,873,926.00
33 PRIOR YEAR PROGRAM INCOME	0.00
34 ADJUSTMENT TO COMPUTE TOTAL SUBJECT TO PS CAP	1,125,425.00
35 TOTAL SUBJECT TO PS CAP (SUM, LINES 32-34)	5,999,351.00
36 PERCENT FUNDS OBLIGATED FOR PS ACTIVITIES (LINE 31/LINE 35)	12.10%

PART V: PLANNING AND ADMINISTRATION (PA) CAP

37 DISBURSED IN IDIS FOR PLANNING/ADMINISTRATION	678,238.42
38 PA UNLIQUIDATED OBLIGATIONS AT END OF CURRENT PROGRAM YEAR	163,397.78
39 PA UNLIQUIDATED OBLIGATIONS AT END OF PREVIOUS PROGRAM YEAR	2,066.69
40 ADJUSTMENT TO COMPUTE TOTAL PA OBLIGATIONS	0.00
41 TOTAL PA OBLIGATIONS (LINE 37 + LINE 38 - LINE 39 +LINE 40)	839,569.51
42 ENTITLEMENT GRANT	4,873,926.00
43 CURRENT YEAR PROGRAM INCOME	756,518.33
44 ADJUSTMENT TO COMPUTE TOTAL SUBJECT TO PA CAP	0.00
45 TOTAL SUBJECT TO PA CAP (SUM, LINES 42-44)	5,630,444.33
46 PERCENT FUNDS OBLIGATED FOR PA ACTIVITIES (LINE 41/LINE 45)	14.91%



Office of Community Planning and Development
 U.S. Department of Housing and Urban Development
 Integrated Disbursement and Information System
 PR26 - CDBG Financial Summary Report
 Program Year 2015
 FAIRFAX COUNTY, VA

DATE: 08-11-16
 TIME: 8:56
 PAGE: 2

LINE 17 DETAIL: ACTIVITIES TO CONSIDER IN DETERMINING THE AMOUNT TO ENTER ON LINE 17

Report returned no data.

LINE 18 DETAIL: ACTIVITIES TO CONSIDER IN DETERMINING THE AMOUNT TO ENTER ON LINE 18

Plan Year	IDIS Project	IDIS Activity	Activity Name	Matrix Code	National Objective	Drawn Amount
2013	6	1182	The Brain Foundation - Middle Ridge Acquisition	14B	LMH	\$209,271.00
2014	6	1180	Community Havens- George Mason Dr. #1102	14B	LMH	\$352,000.00
2015	16	1187	Marian Homes - Wilson Street	14B	LMH	\$540,000.00
				14B	Matrix Code	\$1,101,271.00
2013	10	1125	McLean Hills Rehabilitation	14C	LMH	\$23,801.04
2013	10	1126	Castellani Meadows Rehabilitation	14C	LMH	\$4,732.00
				14C	Matrix Code	\$28,533.04
2013	10	1130	Springfield Green Rehabilitation	14D	LMH	\$57,000.00
2013	10	1131	Chatham Towne Rehabilitation	14D	LMH	\$21,562.20
				14D	Matrix Code	\$78,562.20
Total						\$1,208,366.24

LINE 19 DETAIL: ACTIVITIES INCLUDED IN THE COMPUTATION OF LINE 19

Plan Year	IDIS Project	IDIS Activity	Voucher Number	Activity Name	Matrix Code	National Objective	Drawn Amount
2014	14	1155	5877956	Olley Glen ADA Modifications	03	LMH	\$14,256.00
2014	14	1155	5908526	Olley Glen ADA Modifications	03	LMH	\$13,990.00
2014	14	1155	5938415	Olley Glen ADA Modifications	03	LMH	\$12,621.00
					03	Matrix Code	\$40,867.00
2015	7	1176	5888056	Good Shepherd Housing- Homes for the Working Poor, Disabled and Elderly	05	LMC	\$77,500.00
2015	7	1176	5897693	Good Shepherd Housing- Homes for the Working Poor, Disabled and Elderly	05	LMC	\$77,500.00
2015	7	1176	5939287	Good Shepherd Housing- Homes for the Working Poor, Disabled and Elderly	05	LMC	\$155,000.00
2015	7	1177	5862663	Homestretch- Housing for Homeless Families	05	LMC	\$100,000.00
2015	7	1177	5888056	Homestretch- Housing for Homeless Families	05	LMC	\$100,000.00
2015	7	1177	5931241	Homestretch- Housing for Homeless Families	05	LMC	\$200,000.00
					05	Matrix Code	\$710,000.00
2014	7	1147	5838442	Good Shepherd Housing- Emergency Services	05Q	LMC	\$15,250.00
2015	7	1175	5939287	Good Shepherd Housing- Emergency Services	05Q	LMC	\$15,561.00
					05Q	Matrix Code	\$30,811.00
2012	11	1051	5838442	Homeownership Program	13	LMH	\$139,693.19
2012	11	1051	5908526	Homeownership Program	13	LMH	\$704.25
2014	11	1151	5838442	Homeownership Program	13	LMH	\$210,240.92
2014	11	1151	5908526	Homeownership Program	13	LMH	\$166,101.48
2015	11	1179	5938415	Homeownership Program	13	LMH	\$151,669.55
					13	Matrix Code	\$668,409.39
2013	8	1122	5838442	Home Repair for the Elderly Program	14A	LMH	\$9,614.84
2013	8	1122	5877956	Home Repair for the Elderly Program	14A	LMH	\$392.52
2013	8	1122	5938415	Home Repair for the Elderly Program	14A	LMH	\$685.11
2014	8	1150	5846723	Home Repair for the Elderly	14A	LMH	\$4,482.42
2014	8	1150	5877956	Home Repair for the Elderly	14A	LMH	\$55,966.44
2014	8	1150	5938415	Home Repair for the Elderly	14A	LMH	\$106,293.66
					14A	Matrix Code	\$177,434.99
2015	10	1186	5921121	Greenwood Apartments - Electrical Panel Replacement	14C	LMH	\$42,530.00
2015	10	1186	5938415	Greenwood Apartments - Electrical Panel Replacement	14C	LMH	\$24,049.00
2015	14	1183	5897693	The Atrium UFAS Improvements	14C	LMH	\$39,300.00
2015	14	1183	5931241	The Atrium UFAS Improvements	14C	LMH	\$45,700.00
2015	14	1183	5948103	The Atrium UFAS Improvements	14C	LMH	\$2,200.77



Office of Community Planning and Development
 U.S. Department of Housing and Urban Development
 Integrated Disbursement and Information System
 PR26 - CDBG Financial Summary Report
 Program Year 2015
 FAIRFAX COUNTY, VA

DATE: 08-11-16
 TIME: 8:56
 PAGE: 3

Plan Year	IDIS Project	IDIS Activity	Voucher Number	Activity Name	Matrix Code	National Objective	Drawn Amount
2015	14	1184	5897693	Ragan Oaks UFAS Improvements	14C	LMH	\$43,794.10
2015	14	1185	5897693	West Glade UFAS Improvements	14C	LMH	\$55,400.00
2015	14	1185	5921121	West Glade UFAS Improvements	14C	LMH	\$50,772.00
					14C	Matrix Code	\$303,745.87
2014	10	1164	5850858	Little River Glen - Emergency Generator & Electrical Panels	14D	LMH	\$23,293.22
2014	10	1164	5850871	Little River Glen - Emergency Generator & Electrical Panels	14D	LMH	\$107,169.38
2014	10	1164	5862663	Little River Glen - Emergency Generator & Electrical Panels	14D	LMH	\$20,351.23
					14D	Matrix Code	\$150,813.83
2014	14	1163	5931241	Cornerstones Scattered Site Rehabilitation	14F	LMH	\$231,500.00
					14F	Matrix Code	\$231,500.00
2014	13	1169	5877956	Good Shepherd Housing-Pembrook Village #116	14G	LMH	\$122,679.00
2015	6	1181	5877956	Good Shepherd - Walutes #D October 2015	14G	LMH	\$146,132.00
2015	6	1199	5936497	Good Shepherd Housing - Buckman Road Unit G	14G	LMH	\$140,000.00
2015	13	1193	5908526	Cornerstone Housing Corp- Sagewood	14G	LMH	\$104,000.00
2015	16	1194	5936497	Pathway Homes - Donnybrook #103	14G	LMH	\$3,691.00
2015	16	1196	5921121	Pathway Homes - Bloomfield Drive #1	14G	LMH	\$72,309.00
2015	16	1197	5921121	Pathway Homes - Village Green #B	14G	LMH	\$132,000.00
2015	16	1198	5936497	Good Shepherd Housing - Pembrook Village #103	14G	LMH	\$22,154.00
					14G	Matrix Code	\$742,965.00
Total							\$3,056,547.08

LINE 27 DETAIL: ACTIVITIES INCLUDED IN THE COMPUTATION OF LINE 27

Plan Year	IDIS Project	IDIS Activity	Voucher Number	Activity Name	Matrix Code	National Objective	Drawn Amount
2015	7	1176	5888056	Good Shepherd Housing- Homes for the Working Poor, Disabled and Elderly	05	LMC	\$77,500.00
2015	7	1176	5897693	Good Shepherd Housing- Homes for the Working Poor, Disabled and Elderly	05	LMC	\$77,500.00
2015	7	1176	5939287	Good Shepherd Housing- Homes for the Working Poor, Disabled and Elderly	05	LMC	\$155,000.00
2015	7	1177	5862663	Homestretch- Housing for Homeless Families	05	LMC	\$100,000.00
2015	7	1177	5888056	Homestretch- Housing for Homeless Families	05	LMC	\$100,000.00
2015	7	1177	5931241	Homestretch- Housing for Homeless Families	05	LMC	\$200,000.00
					05	Matrix Code	\$710,000.00
2014	7	1147	5838442	Good Shepherd Housing- Emergency Services	05Q	LMC	\$15,250.00
2015	7	1175	5939287	Good Shepherd Housing- Emergency Services	05Q	LMC	\$15,561.00
					05Q	Matrix Code	\$30,811.00
Total							\$740,811.00

LINE 37 DETAIL: ACTIVITIES INCLUDED IN THE COMPUTATION OF LINE 37

Plan Year	IDIS Project	IDIS Activity	Voucher Number	Activity Name	Matrix Code	National Objective	Drawn Amount
2013	3	1110	5838442	Planning (Programs and Compliance)	20		\$78,357.26
2013	3	1110	5908526	Planning (Programs and Compliance)	20		\$39,545.30
2014	3	1144	5846723	Planning	20		\$863.60
2014	3	1144	5938415	Planning	20		\$22,844.47
2015	3	1172	5938415	Planning	20		\$30,000.00
					20	Matrix Code	\$171,610.63
2013	4	1111	5838442	General Administration	21A		\$18,197.24
2013	4	1111	5908526	General Administration	21A		\$27,992.00
2014	4	1145	5838442	General Administration	21A		\$104,444.20
2014	4	1145	5908526	General Administration	21A		\$168,914.01
2014	4	1145	5938415	General Administration	21A		\$82,442.40
2015	4	1173	5938415	General Administration	21A		\$30,000.00



Office of Community Planning and Development
 U.S. Department of Housing and Urban Development
 Integrated Disbursement and Information System
 PR26 - CDBG Financial Summary Report
 Program Year 2015
 FAIRFAX COUNTY, VA

DATE: 08-11-16
 TIME: 8:56
 PAGE: 4

Plan Year	IDIS Project	IDIS Activity	Voucher Number	Activity Name	Matrix Code	National Objective	Drawn Amount
					21A	Matrix Code	\$431,989.85
2013	2	1112	5880547	Fair Housing	21D		\$10,000.00
2013	2	1112	5911473	Fair Housing	21D		\$26,000.00
2014	2	1143	5838442	Fair Housing	21D		\$3,496.31
2014	2	1143	5850871	Fair Housing	21D		\$1,145.50
2014	2	1143	5862663	Fair Housing	21D		\$2,851.87
2014	2	1143	5938415	Fair Housing	21D		\$1,494.26
2015	2	1171	5862663	Fair Housing	21D		\$10,978.51
2015	2	1171	5888056	Fair Housing	21D		\$35,650.00
2015	2	1171	5897693	Fair Housing	21D		\$6,823.75
2015	2	1171	5920929	Fair Housing	21D		\$17,581.11
2015	2	1171	5938415	Fair Housing	21D		\$12,197.74
2015	2	1171	5938418	Fair Housing	21D		\$6,110.00
					21D	Matrix Code	\$134,329.05
Total							\$737,929.53



U.S. Department of Housing and Urban Development
 Office of Community Planning and Development
 Integrated Disbursement and Information System
 CDBG Activity Summary Report (GPR) for Program Year 2015
 FAIRFAX COUNTY

Date: 29-Aug-2016
 Time: 17:12
 Page: 1

PGM Year: 2012
Project: 0011 - Homeownership Program
IDIS Activity: 1051 - Homeownership Program

Status: Completed 7/26/2016 12:00:00 AM
Location: 3700 Pender Dr Fairfax, VA 22030-6039

Objective: Provide decent affordable housing
Outcome: Availability/accessibility
Matrix Code: Direct Homeownership Assistance (13) **National Objective:** LMH

Initial Funding Date: 10/23/2012

Description:

Proposed funding provides for salaries and fringe benefits to support three full-time and one full-time limited-term positions involved in homeownership activities. The positions provide support to the First-Time Homebuyer and the Moderate Income Direct Sales Programs. Duties include application intakedata entry, waiting list maintenance, application processing, certifying applicant eligibility, marketing and conducting lotteries for new and resale units, establishing resale prices, monitoring second trust loans, conducting required annual occupancy certifications, dissemination of program information, providing educational programs andor counseling for applicantshomeowners and assistance to homebuyers and builder sales staff. This program will enable assistance to families in approximately 100 homes and 300-400 families on the waiting list of certified eligible applicants. The number of households anticipated to be served through orientations and other marketing activities is 2,400.

Financing

	Fund Type	Grant Year	Grant	Funded Amount	Drawn In Program Year	Drawn Thru Program Year
CDBG	EN	Pre-2015		\$97,253.27	\$0.00	\$0.00
		2012	B12UC510001		\$0.00	\$32,527.55
		2013	B13UC510001		\$39,693.19	\$64,021.47
		2014	B14UC510001		\$704.25	\$704.25
	PI			\$100,000.00	\$100,000.00	\$100,000.00
Total	Total			\$197,253.27	\$140,397.44	\$197,253.27

Proposed Accomplishments

Households (General) : 100

Actual Accomplishments

Number assisted:

	Owner		Renter		Total		Person	
	Total	Hispanic	Total	Hispanic	Total	Hispanic	Total	Hispanic
White:	12	2	0	0	12	2	0	0
Black/African American:	11	0	0	0	11	0	0	0
Asian:	19	0	0	0	19	0	0	0
American Indian/Alaskan Native:	0	0	0	0	0	0	0	0
Native Hawaiian/Other Pacific Islander:	0	0	0	0	0	0	0	0
American Indian/Alaskan Native & White:	0	0	0	0	0	0	0	0
Asian White:	0	0	0	0	0	0	0	0



U.S. Department of Housing and Urban Development
 Office of Community Planning and Development
 Integrated Disbursement and Information System
 CDBG Activity Summary Report (GPR) for Program Year 2015
 FAIRFAX COUNTY

Date: 29-Aug-2016
 Time: 17:12
 Page: 2

Black/African American & White:	0	0	0	0	0	0	0	0
American Indian/Alaskan Native & Black/African American:	0	0	0	0	0	0	0	0
Other multi-racial:	0	0	0	0	0	0	0	0
Asian/Pacific Islander:	0	0	0	0	0	0	0	0
Hispanic:	0	0	0	0	0	0	0	0
Total:	42	2	0	0	42	2	0	0
Female-headed Households:	10		0		10			

Income Category:

	Owner	Renter	Total	Person
Extremely Low	1	0	1	0
Low Mod	15	0	15	0
Moderate	16	0	16	0
Non Low Moderate	10	0	10	0
Total	42	0	42	0
Percent Low/Mod	76.2%		76.2%	

Annual Accomplishments

Years	Accomplishment Narrative	# Benefitting
2012	Forty-two (42) families became homeowners through the Fairfax County Homeownership Program. In addition, staff supported the First-Time Homebuyer Program (Affordable Dwelling Unit and Moderate Income Direct Sales Programs), including application intake/data entry, waiting list maintenance, and application processing for the benefit of 163 renter households.	



U.S. Department of Housing and Urban Development
 Office of Community Planning and Development
 Integrated Disbursement and Information System
 CDBG Activity Summary Report (GPR) for Program Year 2015
 FAIRFAX COUNTY

Date: 29-Aug-2016
 Time: 17:12
 Page: 3

PGM Year: 2012
Project: 0007 - Targets Public Services
IDIS Activity: 1077 - Herndon Bilingual Housing Rehab Specialist

Status: Completed 8/20/2015 2:29:34 PM **Objective:** Provide decent affordable housing
Location: Address Suppressed **Outcome:** Sustainability
Matrix Code: Rehab; Single-Unit Residential (14A) **National Objective:** LMH

Initial Funding Date: 10/26/2012

Description:
 Provision of technical assistance to low/moderate income households to help sustain affordable housing through rehabilitation and resolution of housing code issues.

Financing

	Fund Type	Grant Year	Grant	Funded Amount	Drawn In Program Year	Drawn Thru Program Year
CDBG	EN	Pre-2015		\$90,823.00	\$0.00	\$0.00
		2011	B11UC510001		\$0.00	\$80,005.00
		2012	B12UC510001		\$0.00	\$10,818.00
Total	Total			\$90,823.00	\$0.00	\$90,823.00

Proposed Accomplishments

Housing Units : 25

Actual Accomplishments

Number assisted:

	Owner		Renter		Total		Person	
	Total	Hispanic	Total	Hispanic	Total	Hispanic	Total	Hispanic
White:	13	5	0	0	13	5	0	0
Black/African American:	2	0	0	0	2	0	0	0
Asian:	1	1	0	0	1	1	0	0
American Indian/Alaskan Native:	0	0	0	0	0	0	0	0
Native Hawaiian/Other Pacific Islander:	0	0	0	0	0	0	0	0
American Indian/Alaskan Native & White:	0	0	0	0	0	0	0	0
Asian White:	0	0	0	0	0	0	0	0
Black/African American & White:	1	1	0	0	1	1	0	0
American Indian/Alaskan Native & Black/African American:	0	0	0	0	0	0	0	0
Other multi-racial:	0	0	0	0	0	0	0	0
Asian/Pacific Islander:	0	0	0	0	0	0	0	0
Hispanic:	0	0	0	0	0	0	0	0
Total:	17	7	0	0	17	7	0	0



U.S. Department of Housing and Urban Development
 Office of Community Planning and Development
 Integrated Disbursement and Information System
 CDBG Activity Summary Report (GPR) for Program Year 2015
 FAIRFAX COUNTY

Date: 29-Aug-2016
 Time: 17:12
 Page: 4

Female-headed Households: 10 0 10

Income Category:

	Owner	Renter	Total	Person
Extremely Low	4	0	4	0
Low Mod	5	0	5	0
Moderate	8	0	8	0
Non Low Moderate	0	0	0	0
Total	17	0	17	0
Percent Low/Mod	100.0%		100.0%	

Annual Accomplishments

Years	Accomplishment Narrative	# Benefiting
2012	The program collaborated with the Rebuilding Together program to assist homeowners who could not afford to pay for required repairs. Attendance at home maintenance workshops was significantly increased, particularly by new homeowners.	



U.S. Department of Housing and Urban Development
 Office of Community Planning and Development
 Integrated Disbursement and Information System
 CDBG Activity Summary Report (GPR) for Program Year 2015
 FAIRFAX COUNTY

Date: 29-Aug-2016
 Time: 17:12
 Page: 5

PGM Year: 2013
Project: 0003 - Planning (Programs and Compliance)
IDIS Activity: 1110 - Planning (Programs and Compliance)

Status: Open
Location: ,

Objective:
Outcome:
Matrix Code: Planning (20) **National Objective:**

Initial Funding Date: 01/09/2014

Description:

Continued funding to provide for planning and implementation of the County's housing and community development programs. Funding is required to meet CDBG and HOME regulations, local procedures, to prepare and process the County's Consolidated Plan and related citizen participation and public input processes, prepare community plans and implement housing and community development projects, as well as identifying and pursuing other non-entitlement funding to implement projects. Planning will include FCRHA activities that will affirmatively further fair housing. Funding provides for salaries and fringe benefits for six full-time positions, plus related operating costs.

Financing

	Fund Type	Grant Year	Grant	Funded Amount	Drawn In Program Year	Drawn Thru Program Year
CDBG	EN	Pre-2015		\$399,812.00	\$0.00	\$0.00
		2012	B12UC510001		\$0.00	\$101,747.09
		2013	B13UC510001		\$78,357.26	\$257,097.44
		2014	B14UC510001		\$39,545.30	\$39,545.30
	PI			\$36,247.00	\$0.00	\$36,247.00
Total	Total			\$436,059.00	\$117,902.56	\$434,636.83

Proposed Accomplishments

Actual Accomplishments

Number assisted:

	Owner		Renter		Total		Person	
	Total	Hispanic	Total	Hispanic	Total	Hispanic	Total	Hispanic
White:					0	0		
Black/African American:					0	0		
Asian:					0	0		
American Indian/Alaskan Native:					0	0		
Native Hawaiian/Other Pacific Islander:					0	0		
American Indian/Alaskan Native & White:					0	0		
Asian White:					0	0		
Black/African American & White:					0	0		
American Indian/Alaskan Native & Black/African American:					0	0		



U.S. Department of Housing and Urban Development
 Office of Community Planning and Development
 Integrated Disbursement and Information System
 CDBG Activity Summary Report (GPR) for Program Year 2015
 FAIRFAX COUNTY

Date: 29-Aug-2016
 Time: 17:12
 Page: 6

Other multi-racial:	0	0							
Asian/Pacific Islander:	0	0							
Hispanic:	0	0							
Total:	0	0	0	0	0	0	0	0	0
Female-headed Households:						0			

Income Category:

	Owner	Renter	Total	Person
Extremely Low			0	
Low Mod			0	
Moderate			0	
Non Low Moderate			0	
Total	0	0	0	0
Percent Low/Mod				

Annual Accomplishments

No data returned for this view. This might be because the applied filter excludes all data.



U.S. Department of Housing and Urban Development
 Office of Community Planning and Development
 Integrated Disbursement and Information System
 CDBG Activity Summary Report (GPR) for Program Year 2015
 FAIRFAX COUNTY

Date: 29-Aug-2016
 Time: 17:12
 Page: 7

PGM Year: 2013
Project: 0004 - General Administration
IDIS Activity: 1111 - General Administration

Status: Completed 6/30/2016 12:00:00 AM
Location: ,

Objective:
Outcome:
Matrix Code: General Program Administration (21A) **National Objective:**

Initial Funding Date: 01/09/2014

Description:

Continued funding for the general administration of the County's CDBG, NSP, and HOME-funded programs and projects, as well as projects funded under the Section 108 and Economic Development Initiative. Funding provides for administration of housing and community development programs and projects, including contract management for projects and programs funded through the Consolidated Community Funding Pool, required local, state, and federal reports and preparation of documents, provision of technical assistance, financial management, and administrative and professional support to the CCFAC and various citizen participation processes. General Administration will include FCRHA activities that will affirmatively further fair housing. Funding provides for salaries and fringe benefits for six full-time positions, plus related operating costs.

Financing

	Fund Type	Grant Year	Grant	Funded Amount	Drawn In Program Year	Drawn Thru Program Year
CDBG	EN	Pre-2015		\$484,287.65	\$0.00	\$0.00
		2012	B12UC510001		\$0.00	\$397,268.45
		2013	B13UC510001		\$18,197.24	\$59,027.20
		2014	B14UC510001		\$27,992.00	\$27,992.00
Total	Total			\$484,287.65	\$46,189.24	\$484,287.65

Proposed Accomplishments

Actual Accomplishments

Number assisted:

	Owner		Renter		Total		Person	
	Total	Hispanic	Total	Hispanic	Total	Hispanic	Total	Hispanic
White:					0	0		
Black/African American:					0	0		
Asian:					0	0		
American Indian/Alaskan Native:					0	0		
Native Hawaiian/Other Pacific Islander:					0	0		
American Indian/Alaskan Native & White:					0	0		
Asian White:					0	0		
Black/African American & White:					0	0		
American Indian/Alaskan Native & Black/African American:					0	0		



U.S. Department of Housing and Urban Development
 Office of Community Planning and Development
 Integrated Disbursement and Information System
 CDBG Activity Summary Report (GPR) for Program Year 2015
 FAIRFAX COUNTY

Date: 29-Aug-2016
 Time: 17:12
 Page: 8

Other multi-racial:	0	0							
Asian/Pacific Islander:	0	0							
Hispanic:	0	0							
Total:	0	0	0	0	0	0	0	0	0
Female-headed Households:					0				

Income Category:

	Owner	Renter	Total	Person
Extremely Low			0	
Low Mod			0	
Moderate			0	
Non Low Moderate			0	
Total	0	0	0	0
Percent Low/Mod				

Annual Accomplishments

No data returned for this view. This might be because the applied filter excludes all data.



U.S. Department of Housing and Urban Development
 Office of Community Planning and Development
 Integrated Disbursement and Information System
 CDBG Activity Summary Report (GPR) for Program Year 2015
 FAIRFAX COUNTY

Date: 29-Aug-2016
 Time: 17:12
 Page: 9

PGM Year: 2013
Project: 0002 - Fair Housing
IDIS Activity: 1112 - Fair Housing

Status: Completed 5/2/2016 12:00:00 AM
Location: ,

Objective:
Outcome:
Matrix Code: Fair Housing Activities (subject to 20% Admin Cap) (21D) **National Objective:**

Initial Funding Date: 01/08/2014

Description:

These funds will be used by the County's Office of Human Rights and Equity Programs to contract for fair housing testing, to conduct fair housing outreach and education activities in the housing market and to investigate fair housing complaints.

Financing

	Fund Type	Grant Year	Grant	Funded Amount	Drawn In Program Year	Drawn Thru Program Year
CDBG	PI			\$2,347.91	\$0.00	\$2,347.91
Total	Total			\$2,347.91	\$0.00	\$2,347.91

Proposed Accomplishments

Actual Accomplishments

Number assisted:

	Owner		Renter		Total		Person	
	Total	Hispanic	Total	Hispanic	Total	Hispanic	Total	Hispanic
White:					0	0		
Black/African American:					0	0		
Asian:					0	0		
American Indian/Alaskan Native:					0	0		
Native Hawaiian/Other Pacific Islander:					0	0		
American Indian/Alaskan Native & White:					0	0		
Asian White:					0	0		
Black/African American & White:					0	0		
American Indian/Alaskan Native & Black/African American:					0	0		
Other multi-racial:					0	0		
Asian/Pacific Islander:					0	0		
Hispanic:					0	0		
Total:	0	0	0	0	0	0	0	0
Female-headed Households:					0			



U.S. Department of Housing and Urban Development
Office of Community Planning and Development
Integrated Disbursement and Information System
CDBG Activity Summary Report (GPR) for Program Year 2015
FAIRFAX COUNTY

Date: 29-Aug-2016

Time: 17:12

Page: 10

Income Category:

	Owner	Renter	Total	Person
Extremely Low			0	
Low Mod			0	
Moderate			0	
Non Low Moderate			0	
Total	0	0	0	0
Percent Low/Mod				

Annual Accomplishments

No data returned for this view. This might be because the applied filter excludes all data.



U.S. Department of Housing and Urban Development
 Office of Community Planning and Development
 Integrated Disbursement and Information System
 CDBG Activity Summary Report (GPR) for Program Year 2015
 FAIRFAX COUNTY

Date: 29-Aug-2016
 Time: 17:12
 Page: 11

PGM Year: 2013
Project: 0007 - Targeted Public Services
IDIS Activity: 1113 - Christian Relief Services - Homes for the Homeless

Status: Completed 9/3/2015 12:00:00 AM
Location: Address Suppressed

Objective: Provide decent affordable housing
Outcome: Affordability
Matrix Code: Public Services (General) (05) **National Objective:** LMC

Initial Funding Date: 01/22/2014

Description:
 59 homeless households, including shelter residents and victims of domestic violence, will receive case management services and assistance to have access to housing.

Financing

	Fund Type	Grant Year	Grant	Funded Amount	Drawn In Program Year	Drawn Thru Program Year
CDBG	EN	Pre-2015		\$110,193.31	\$0.00	\$0.00
		2012	B12UC510001		\$0.00	\$86,596.00
		2013	B13UC510001		\$0.00	\$23,597.31
Total	Total			\$110,193.31	\$0.00	\$110,193.31

Proposed Accomplishments

People (General) : 50

Actual Accomplishments

Number assisted:

	Owner		Renter		Total		Person	
	Total	Hispanic	Total	Hispanic	Total	Hispanic	Total	Hispanic
White:	0	0	0	0	0	0	23	5
Black/African American:	0	0	0	0	0	0	33	2
Asian:	0	0	0	0	0	0	2	0
American Indian/Alaskan Native:	0	0	0	0	0	0	0	0
Native Hawaiian/Other Pacific Islander:	0	0	0	0	0	0	0	0
American Indian/Alaskan Native & White:	0	0	0	0	0	0	0	0
Asian White:	0	0	0	0	0	0	0	0
Black/African American & White:	0	0	0	0	0	0	0	0
American Indian/Alaskan Native & Black/African American:	0	0	0	0	0	0	0	0
Other multi-racial:	0	0	0	0	0	0	0	0
Asian/Pacific Islander:	0	0	0	0	0	0	0	0
Hispanic:	0	0	0	0	0	0	0	0
Total:	0	0	0	0	0	0	58	7



U.S. Department of Housing and Urban Development
 Office of Community Planning and Development
 Integrated Disbursement and Information System
 CDBG Activity Summary Report (GPR) for Program Year 2015
 FAIRFAX COUNTY

Date: 29-Aug-2016
 Time: 17:12
 Page: 12

Female-headed Households: 0 0 0

Income Category:

	Owner	Renter	Total	Person
Extremely Low	0	0	0	56
Low Mod	0	0	0	2
Moderate	0	0	0	0
Non Low Moderate	0	0	0	0
Total	0	0	0	58
Percent Low/Mod				100.0%

Annual Accomplishments

Years	Accomplishment Narrative	# Benefiting
2013	The program improved coordination with Fairfax County agencies and other area non-profit organizations for client referrals and information exchange to ensure that clients are receiving the services that best fit the identified needs. Program focus on education and training was increased in response to identified client needs as a tactic for increasing client earning potential and advancing client self-sufficiency. Demographic information is by households, not persons.	



U.S. Department of Housing and Urban Development
 Office of Community Planning and Development
 Integrated Disbursement and Information System
 CDBG Activity Summary Report (GPR) for Program Year 2015
 FAIRFAX COUNTY

Date: 29-Aug-2016
 Time: 17:12
 Page: 13

PGM Year: 2013
Project: 0012 - Relocation Program
IDIS Activity: 1121 - Relocation Program

Status: Completed 8/13/2015 12:00:00 AM
Location: 3700 Pender Dr Fairfax, VA 22030-6039

Objective: Provide decent affordable housing
Outcome: Availability/accessibility
Matrix Code: Relocation (08) **National Objective:** LMH

Initial Funding Date: 01/09/2014

Description:
 Proposed funding provides for salaries and fringe benefits to support two full-time and one full-time limited term positions to provide federally mandated relocation and advisory services to approximately 1000 persons affected by the County and FCRHA programs.
 Also, continued support for staff to develop and implement FCRHA homeownership initiatives.
 Relocation reviews will be completed as required on CDBG, HOME and Section 108 loan funded projects and relocation activity performed by nonprofit organizations.
 Technical assistance may be given to landlords, developers, and tenants of preservation projects and rehabilitation projects.
 Ongoing activities will also include the Homeownership Education Counseling for First Time Homebuyers, the Housing Choice Voucher Homeownership Program, the Homebuyer Equity Loan Program, and a County Affordable Dwelling Unit Foreclosure Program.

Financing

	Fund Type	Grant Year	Grant	Funded Amount	Drawn In Program Year	Drawn Thru Program Year
CDBG	EN	Pre-2015		\$92,230.27	\$0.00	\$0.00
		2012	B12UC510001		\$0.00	\$92,230.27
Total	Total			\$92,230.27	\$0.00	\$92,230.27

Proposed Accomplishments

Households (General) : 1

Actual Accomplishments

Number assisted:

	Owner		Renter		Total		Person	
	Total	Hispanic	Total	Hispanic	Total	Hispanic	Total	Hispanic
White:	0	0	5	0	5	0	0	0
Black/African American:	0	0	9	0	9	0	0	0
Asian:	0	0	0	0	0	0	0	0
American Indian/Alaskan Native:	0	0	0	0	0	0	0	0
Native Hawaiian/Other Pacific Islander:	0	0	0	0	0	0	0	0
American Indian/Alaskan Native & White:	0	0	0	0	0	0	0	0
Asian White:	0	0	0	0	0	0	0	0
Black/African American & White:	0	0	0	0	0	0	0	0
American Indian/Alaskan Native & Black/African American:	0	0	0	0	0	0	0	0
Other multi-racial:	0	0	0	0	0	0	0	0



U.S. Department of Housing and Urban Development
 Office of Community Planning and Development
 Integrated Disbursement and Information System
 CDBG Activity Summary Report (GPR) for Program Year 2015
 FAIRFAX COUNTY

Date: 29-Aug-2016
 Time: 17:12
 Page: 14

Asian/Pacific Islander:	0	0	0	0	0	0	0	0
Hispanic:	0	0	0	0	0	0	0	0
Total:	0	0	14	0	14	0	0	0

Female-headed Households: 0 2 2

Income Category:

	Owner	Renter	Total	Person
Extremely Low	0	14	14	0
Low Mod	0	0	0	0
Moderate	0	0	0	0
Non Low Moderate	0	0	0	0
Total	0	14	14	0
Percent Low/Mod		100.0%	100.0%	

Annual Accomplishments

Years	Accomplishment Narrative	# Benefitting
2013	During FY 2014, staff conducted 41 reviews of projects for compliance with the federal Uniform Relocation Act (URA) and the Fairfax County Voluntary Relocation Assistance Guidelines. Fourteen (14) households had access to relocation services under the URA due to acquisition or rehabilitation. Services included one or more of the following: proper and timely notification of relocation activities, advisory services, identification of comparable replacement housing and financial assistance.	



U.S. Department of Housing and Urban Development
Office of Community Planning and Development
Integrated Disbursement and Information System
CDBG Activity Summary Report (GPR) for Program Year 2015
FAIRFAX COUNTY

Date: 29-Aug-2016
Time: 17:12
Page: 15

PGM Year: 2013
Project: 0008 - Home Repair for the Elderly
IDIS Activity: 1122 - Home Repair for the Elderly Program

Status: Open **Objective:** Create suitable living environments
Location: Address Suppressed **Outcome:** Availability/accessibility
Matrix Code: Rehab; Single-Unit Residential (14A) **National Objective:** LMH

Initial Funding Date: 01/09/2014

Description:
Continued funding of the Home Repair for the Elderly Program (HREP) which provides minor repairs at no cost to the homeowner for an estimated 100 homes of eligible low-income elderly or disabled persons.
The HREP provides up to about one week of work and \$500 in material expenses by the HREP crew.
Proposed funding provides for salaries and fringe benefits for five full-time positions (HREP crew and clerical support), plus related operating and equipment costs.
These funds are supplemented by County funds generated from payments on loans through the Home Improvement Loan Program for the costs of outside contracting and materials.

Financing

	Fund Type	Grant Year	Grant	Funded Amount	Drawn In Program Year	Drawn Thru Program Year
CDBG	EN	Pre-2015		\$280,683.99	\$0.00	\$0.00
		2012	B12UC510001		\$0.00	\$88,210.56
		2013	B13UC510001		\$9,614.84	\$64,362.80
		2014	B14UC510001		\$1,077.63	\$1,077.63
Total	Total			\$280,683.99	\$10,692.47	\$153,650.99

Proposed Accomplishments

Housing Units : 1

Actual Accomplishments

Number assisted:	Owner		Renter		Total		Person	
	Total	Hispanic	Total	Hispanic	Total	Hispanic	Total	Hispanic
White:	60	4	0	0	60	4	0	0
Black/African American:	17	0	0	0	17	0	0	0
Asian:	25	0	0	0	25	0	0	0
American Indian/Alaskan Native:	0	0	0	0	0	0	0	0
Native Hawaiian/Other Pacific Islander:	0	0	0	0	0	0	0	0
American Indian/Alaskan Native & White:	0	0	0	0	0	0	0	0
Asian White:	0	0	0	0	0	0	0	0
Black/African American & White:	0	0	0	0	0	0	0	0
American Indian/Alaskan Native & Black/African American:	0	0	0	0	0	0	0	0
Other multi-racial:	2	0	0	0	2	0	0	0



U.S. Department of Housing and Urban Development
 Office of Community Planning and Development
 Integrated Disbursement and Information System
 CDBG Activity Summary Report (GPR) for Program Year 2015
 FAIRFAX COUNTY

Date: 29-Aug-2016
 Time: 17:12
 Page: 16

Asian/Pacific Islander:	0	0	0	0	0	0	0	0
Hispanic:	0	0	0	0	0	0	0	0
Total:	104	4	0	0	104	4	0	0
Female-headed Households:	70		0		70			

<i>Income Category:</i>	Owner	Renter	Total	Person
Extremely Low	63	0	63	0
Low Mod	27	0	27	0
Moderate	14	0	14	0
Non Low Moderate	0	0	0	0
Total	104	0	104	0
Percent Low/Mod	100.0%		100.0%	

Annual Accomplishments

Years	Accomplishment Narrative	# Benefitting
2013	127 cases were completed serving 104 households by the Home Repair for the Elderly Program in FY 2014. The average household income served in FY 2014 was \$23,145, or approximately 20 percent of the Area Median Income (AMI) for a one-person household; this meets the HUD definition of extremely low income.	



U.S. Department of Housing and Urban Development
 Office of Community Planning and Development
 Integrated Disbursement and Information System
 CDBG Activity Summary Report (GPR) for Program Year 2015
 FAIRFAX COUNTY

Date: 29-Aug-2016
 Time: 17:12
 Page: 17

PGM Year: 2013
Project: 0010 - FCRHA Properties- Rehabilitation and/or Acquisition
IDIS Activity: 1125 - McLean Hills Rehabilitation

Status: Completed 9/23/2015 12:00:00 AM
Location: Address Suppressed

Objective: Provide decent affordable housing
Outcome: Sustainability
Matrix Code: Public Housing Modernization (14C) **National Objective:** LMH

Initial Funding Date: 01/17/2014

Description:

Rehabilitation of an FCRHA owned multi-family property originally constructed in 1967.
 Anticipated work includes: Bathroom rehabilitation and replacement of doors and windows to improve energy efficiency.

Financing

	Fund Type	Grant Year	Grant	Funded Amount	Drawn In Program Year	Drawn Thru Program Year
CDBG	EN	Pre-2015		\$247,080.15	\$0.00	\$0.00
		2012	B12UC510001		\$0.00	\$43,934.00
		2013	B13UC510001		\$23,801.04	\$203,146.15
	PI			\$42,851.77	\$0.00	\$42,851.77
Total	Total			\$289,931.92	\$23,801.04	\$289,931.92

Proposed Accomplishments

Housing Units : 24

Actual Accomplishments

Number assisted:

	Owner		Renter		Total		Person	
	Total	Hispanic	Total	Hispanic	Total	Hispanic	Total	Hispanic
White:	0	0	8	2	8	2	0	0
Black/African American:	0	0	10	0	10	0	0	0
Asian:	0	0	6	0	6	0	0	0
American Indian/Alaskan Native:	0	0	0	0	0	0	0	0
Native Hawaiian/Other Pacific Islander:	0	0	0	0	0	0	0	0
American Indian/Alaskan Native & White:	0	0	0	0	0	0	0	0
Asian White:	0	0	0	0	0	0	0	0
Black/African American & White:	0	0	0	0	0	0	0	0
American Indian/Alaskan Native & Black/African American:	0	0	0	0	0	0	0	0
Other multi-racial:	0	0	0	0	0	0	0	0
Asian/Pacific Islander:	0	0	0	0	0	0	0	0
Hispanic:	0	0	0	0	0	0	0	0



U.S. Department of Housing and Urban Development
 Office of Community Planning and Development
 Integrated Disbursement and Information System
 CDBG Activity Summary Report (GPR) for Program Year 2015
 FAIRFAX COUNTY

Date: 29-Aug-2016
 Time: 17:12
 Page: 18

Total:	0	0	24	2	24	2	0	0
Female-headed Households:	0		14		14			
<i>Income Category:</i>								
	Owner	Renter	Total	Person				
Extremely Low	0	10	10	0				
Low Mod	0	8	8	0				
Moderate	0	3	3	0				
Non Low Moderate	0	3	3	0				
Total	0	24	24	0				
Percent Low/Mod		87.5%	87.5%					

Annual Accomplishments

Years	Accomplishment Narrative	# Benefitting
2013		
2014	As of June 30, 2015 rehab is nearing completion. Project closeout anticipated by September 1, 2015.	



U.S. Department of Housing and Urban Development
 Office of Community Planning and Development
 Integrated Disbursement and Information System
 CDBG Activity Summary Report (GPR) for Program Year 2015
 FAIRFAX COUNTY

Date: 29-Aug-2016
 Time: 17:12
 Page: 19

PGM Year: 2013
Project: 0010 - FCRHA Properties- Rehabilitation and/or Acquisition
IDIS Activity: 1126 - Castellani Meadows Rehabilitation

Status: Completed 12/4/2015 12:00:00 AM
Location: Address Suppressed

Objective: Provide decent affordable housing
Outcome: Sustainability
Matrix Code: Public Housing Modernization (14C) **National Objective:** LMH

Initial Funding Date: 01/17/2014

Description:

Rehabilitation to a FCRHA multi-family property.
 Anticipate work includes Kitchen and Bath rehabilitation, Energy Efficiency improvements and erosion and drainagerepair.

Financing

	Fund Type	Grant Year	Grant	Funded Amount	Drawn In Program Year	Drawn Thru Program Year
CDBG	EN	Pre-2015		\$4,732.00	\$0.00	\$0.00
		2014	B14UC510001		\$4,732.00	\$4,732.00
	PI			\$378,783.52	\$0.00	\$378,783.52
Total	Total			\$383,515.52	\$4,732.00	\$383,515.52

Proposed Accomplishments

Housing Units : 22

Actual Accomplishments

Number assisted:

	Owner		Renter		Total		Person	
	Total	Hispanic	Total	Hispanic	Total	Hispanic	Total	Hispanic
White:	0	0	7	3	7	3	0	0
Black/African American:	0	0	12	0	12	0	0	0
Asian:	0	0	5	0	5	0	0	0
American Indian/Alaskan Native:	0	0	0	0	0	0	0	0
Native Hawaiian/Other Pacific Islander:	0	0	0	0	0	0	0	0
American Indian/Alaskan Native & White:	0	0	0	0	0	0	0	0
Asian White:	0	0	0	0	0	0	0	0
Black/African American & White:	0	0	0	0	0	0	0	0
American Indian/Alaskan Native & Black/African American:	0	0	0	0	0	0	0	0
Other multi-racial:	0	0	0	0	0	0	0	0
Asian/Pacific Islander:	0	0	0	0	0	0	0	0
Hispanic:	0	0	0	0	0	0	0	0
Total:	0	0	24	3	24	3	0	0



U.S. Department of Housing and Urban Development
 Office of Community Planning and Development
 Integrated Disbursement and Information System
 CDBG Activity Summary Report (GPR) for Program Year 2015
 FAIRFAX COUNTY

Date: 29-Aug-2016
 Time: 17:12
 Page: 20

Female-headed Households:

0 0 0

Income Category:

	Owner	Renter	Total	Person
Extremely Low	0	5	5	0
Low Mod	0	13	13	0
Moderate	0	4	4	0
Non Low Moderate	0	2	2	0
Total	0	24	24	0
Percent Low/Mod		91.7%	91.7%	

Annual Accomplishments

Years	Accomplishment Narrative	# Benefitting
2013	As of June 30, 2015 rehab is complete. Final draw in process. Anticipated close out July 30, 2015.	
2014	As of June 30, 2015 rehab is complete. Final draw in process. Anticipated close out July 30, 2015.	



U.S. Department of Housing and Urban Development
 Office of Community Planning and Development
 Integrated Disbursement and Information System
 CDBG Activity Summary Report (GPR) for Program Year 2015
 FAIRFAX COUNTY

Date: 29-Aug-2016
 Time: 17:12
 Page: 21

PGM Year: 2013
Project: 0010 - FCRHA Properties- Rehabilitation and/or Acquisition
IDIS Activity: 1130 - Springfield Green Rehabilitation

Status: Completed 5/5/2016 12:00:00 AM
Location: Address Suppressed

Objective: Provide decent affordable housing
Outcome: Affordability
Matrix Code: Rehab; Other Publicly-Owned Residential Buildings (14D)
National Objective: LMH

Initial Funding Date: 04/03/2014

Description:
 Replacement of HVAC, Kitchens and Baths to a 12 unit rental complex.

Financing

	Fund Type	Grant Year	Grant	Funded Amount	Drawn In Program Year	Drawn Thru Program Year
CDBG	EN	Pre-2015		\$70,000.00	\$0.00	\$0.00
		2013	B13UC510001		\$0.00	\$13,000.00
		2014	B14UC510001		\$57,000.00	\$57,000.00
Total	Total			\$70,000.00	\$57,000.00	\$70,000.00

Proposed Accomplishments

Housing Units : 12

Actual Accomplishments

Number assisted:

	Owner		Renter		Total		Person	
	Total	Hispanic	Total	Hispanic	Total	Hispanic	Total	Hispanic
White:	0	0	3	1	3	1	0	0
Black/African American:	0	0	11	0	11	0	0	0
Asian:	0	0	0	0	0	0	0	0
American Indian/Alaskan Native:	0	0	0	0	0	0	0	0
Native Hawaiian/Other Pacific Islander:	0	0	0	0	0	0	0	0
American Indian/Alaskan Native & White:	0	0	0	0	0	0	0	0
Asian White:	0	0	0	0	0	0	0	0
Black/African American & White:	0	0	0	0	0	0	0	0
American Indian/Alaskan Native & Black/African American:	0	0	0	0	0	0	0	0
Other multi-racial:	0	0	0	0	0	0	0	0
Asian/Pacific Islander:	0	0	0	0	0	0	0	0
Hispanic:	0	0	0	0	0	0	0	0
Total:	0	0	14	1	14	1	0	0



U.S. Department of Housing and Urban Development
 Office of Community Planning and Development
 Integrated Disbursement and Information System
 CDBG Activity Summary Report (GPR) for Program Year 2015
 FAIRFAX COUNTY

Date: 29-Aug-2016
 Time: 17:12
 Page: 22

Female-headed Households: 0 0 0

Income Category:

	Owner	Renter	Total	Person
Extremely Low	0	8	8	0
Low Mod	0	3	3	0
Moderate	0	3	3	0
Non Low Moderate	0	0	0	0
Total	0	14	14	0
Percent Low/Mod		100.0%	100.0%	

Annual Accomplishments

Years	Accomplishment Narrative	# Benefiting
2013	As of June 30, 2014 rehab is underway.	



U.S. Department of Housing and Urban Development
 Office of Community Planning and Development
 Integrated Disbursement and Information System
 CDBG Activity Summary Report (GPR) for Program Year 2015
 FAIRFAX COUNTY

Date: 29-Aug-2016
 Time: 17:12
 Page: 23

PGM Year: 2013
Project: 0010 - FCRHA Properties- Rehabilitation and/or Acquisition
IDIS Activity: 1131 - Chatham Towne Rehabilitation

Status: Completed 11/30/2015 12:00:00 AM
Location: Address Suppressed

Objective: Provide decent affordable housing
Outcome: Affordability
Matrix Code: Rehab; Other Publicly-Owned Residential Buildings (14D) **National Objective:** LMH

Initial Funding Date: 04/03/2014

Description:
 Replacement of HVAC, Kitchens, Baths and associated interior carpentry.
 Exterior work to include replacement of concrete walks and stoops.

Financing

	Fund Type	Grant Year	Grant	Funded Amount	Drawn In Program Year	Drawn Thru Program Year
CDBG	EN	Pre-2015		\$110,000.00	\$0.00	\$0.00
		2013	B13UC510001		\$12,775.99	\$101,213.79
		2014	B14UC510001		\$8,786.21	\$8,786.21
Total	Total			\$110,000.00	\$21,562.20	\$110,000.00

Proposed Accomplishments

Housing Units : 10

Actual Accomplishments

Number assisted:

	Owner		Renter		Total		Person	
	Total	Hispanic	Total	Hispanic	Total	Hispanic	Total	Hispanic
White:	0	0	4	1	4	1	0	0
Black/African American:	0	0	3	0	3	0	0	0
Asian:	0	0	2	0	2	0	0	0
American Indian/Alaskan Native:	0	0	0	0	0	0	0	0
Native Hawaiian/Other Pacific Islander:	0	0	0	0	0	0	0	0
American Indian/Alaskan Native & White:	0	0	0	0	0	0	0	0
Asian White:	0	0	0	0	0	0	0	0
Black/African American & White:	0	0	0	0	0	0	0	0
American Indian/Alaskan Native & Black/African American:	0	0	0	0	0	0	0	0
Other multi-racial:	0	0	1	0	1	0	0	0
Asian/Pacific Islander:	0	0	0	0	0	0	0	0
Hispanic:	0	0	0	0	0	0	0	0
Total:	0	0	10	1	10	1	0	0



U.S. Department of Housing and Urban Development
 Office of Community Planning and Development
 Integrated Disbursement and Information System
 CDBG Activity Summary Report (GPR) for Program Year 2015
 FAIRFAX COUNTY

Date: 29-Aug-2016
 Time: 17:12
 Page: 24

Female-headed Households: 0 0 0

Income Category:

	Owner	Renter	Total	Person
Extremely Low	0	3	3	0
Low Mod	0	5	5	0
Moderate	0	1	1	0
Non Low Moderate	0	1	1	0
Total	0	10	10	0
Percent Low/Mod		90.0%	90.0%	

Annual Accomplishments

Years	Accomplishment Narrative	# Benefitting
2013	As of June 30, 2015 rehab is complete. Final draw in process. Anticipated closeout August 2015.	
2014	As of June 30, 2015 rehab is complete. Final draw in process. Anticipated closeout August 2015.	



U.S. Department of Housing and Urban Development
 Office of Community Planning and Development
 Integrated Disbursement and Information System
 CDBG Activity Summary Report (GPR) for Program Year 2015
 FAIRFAX COUNTY

Date: 29-Aug-2016
 Time: 17:12
 Page: 25

PGM Year: 2014
Project: 0001 - Section 108 Loan Payments
IDIS Activity: 1142 - Section 108 Loan Payments

Status: Completed 6/13/2016 12:00:00 AM
Location: ,

Objective:
Outcome:
Matrix Code: Planned Repayment of Section 108 Loan Principal (19F) **National Objective:**

Initial Funding Date: 09/17/2014

Description:

Annual payments on six loans under Section 108 of the Housing and Community Development Act of 1974, as amended. Funding through five of the loans has been used by the FCRHA for affordable housing development and preservation, and for the reconstruction of Washington Plaza in Reston, and the payment amount includes a portion for a loan to fund affordable housing preservation and Olley Glen. The sixth loan, to the County, was used for road and storm drainage improvements in five Conservation Areas: Bailey's, Fairhaven, Gum Springs, James Lee, and Jefferson Manor. Loan applications were approved by the Board of Supervisors, who pledged future CDBG funds for the payment of annual interest and principal premiums due on the notes.

Financing

	Fund Type	Grant Year	Grant	Funded Amount	Drawn In Program Year	Drawn Thru Program Year
CDBG	EN	Pre-2015		\$1,233,247.00	\$0.00	\$0.00
		2013	B13UC510001		\$0.00	\$1,118,695.06
		2014	B14UC510001		\$114,551.94	\$114,551.94
Total	Total			\$1,233,247.00	\$114,551.94	\$1,233,247.00

Proposed Accomplishments

Actual Accomplishments

Number assisted:

	Owner		Renter		Total		Person	
	Total	Hispanic	Total	Hispanic	Total	Hispanic	Total	Hispanic
White:					0	0		
Black/African American:					0	0		
Asian:					0	0		
American Indian/Alaskan Native:					0	0		
Native Hawaiian/Other Pacific Islander:					0	0		
American Indian/Alaskan Native & White:					0	0		
Asian White:					0	0		
Black/African American & White:					0	0		
American Indian/Alaskan Native & Black/African American:					0	0		
Other multi-racial:					0	0		
Asian/Pacific Islander:					0	0		
Hispanic:					0	0		



U.S. Department of Housing and Urban Development
 Office of Community Planning and Development
 Integrated Disbursement and Information System
 CDBG Activity Summary Report (GPR) for Program Year 2015
 FAIRFAX COUNTY

Date: 29-Aug-2016
 Time: 17:12
 Page: 26

Total: 0 0 0 0 0 0 0 0

Female-headed Households: 0

Income Category:

	Owner	Renter	Total	Person
Extremely Low			0	
Low Mod			0	
Moderate			0	
Non Low Moderate			0	
Total	0	0	0	0
Percent Low/Mod				

Annual Accomplishments

No data returned for this view. This might be because the applied filter excludes all data.



U.S. Department of Housing and Urban Development
 Office of Community Planning and Development
 Integrated Disbursement and Information System
 CDBG Activity Summary Report (GPR) for Program Year 2015
 FAIRFAX COUNTY

Date: 29-Aug-2016
 Time: 17:12
 Page: 27

PGM Year: 2014
Project: 0002 - Fair Housing
IDIS Activity: 1143 - Fair Housing

Status: Open
Location: ,

Objective:
Outcome:
Matrix Code: Fair Housing Activities (subject to 20% Admin Cap) (21D) **National Objective:**

Initial Funding Date: 09/17/2014

Description:
 These funds will be used by the County's Office of Human Rights and Equity Programs to contract for fair housing testing, to conduct fair housing outreach and education activities in the housing market and to investigate fair housing complaints.

Financing

	Fund Type	Grant Year	Grant	Funded Amount	Drawn In Program Year	Drawn Thru Program Year
CDBG	EN	Pre-2015		\$63,260.00	\$0.00	\$0.00
		2013	B13UC510001		\$6,348.18	\$48,153.79
		2014	B14UC510001		\$1,494.26	\$1,494.26
	PI			\$60,925.26	\$1,145.50	\$49,723.45
Total	Total			\$124,185.26	\$8,987.94	\$99,371.50

Proposed Accomplishments

Actual Accomplishments

Number assisted:

	Owner		Renter		Total		Person	
	Total	Hispanic	Total	Hispanic	Total	Hispanic	Total	Hispanic
White:					0	0		
Black/African American:					0	0		
Asian:					0	0		
American Indian/Alaskan Native:					0	0		
Native Hawaiian/Other Pacific Islander:					0	0		
American Indian/Alaskan Native & White:					0	0		
Asian White:					0	0		
Black/African American & White:					0	0		
American Indian/Alaskan Native & Black/African American:					0	0		
Other multi-racial:					0	0		
Asian/Pacific Islander:					0	0		
Hispanic:					0	0		
Total:	0	0	0	0	0	0	0	0



U.S. Department of Housing and Urban Development
Office of Community Planning and Development
Integrated Disbursement and Information System
CDBG Activity Summary Report (GPR) for Program Year 2015
FAIRFAX COUNTY

Date: 29-Aug-2016
Time: 17:12
Page: 28

Female-headed Households:

0

Income Category:

	Owner	Renter	Total	Person
Extremely Low			0	
Low Mod			0	
Moderate			0	
Non Low Moderate			0	
Total	0	0	0	0
Percent Low/Mod				

Annual Accomplishments

No data returned for this view. This might be because the applied filter excludes all data.



U.S. Department of Housing and Urban Development
 Office of Community Planning and Development
 Integrated Disbursement and Information System
 CDBG Activity Summary Report (GPR) for Program Year 2015
 FAIRFAX COUNTY

Date: 29-Aug-2016
 Time: 17:12
 Page: 29

PGM Year: 2014
Project: 0003 - Planning (Programs and Compliance)
IDIS Activity: 1144 - Planning

Status: Open
Location: ,

Objective:
Outcome:
Matrix Code: Planning (20) **National Objective:**

Initial Funding Date: 09/17/2014

Description:
 Continued funding to provide for planning and implementation of the County's housing and community development programs. Funding is required to meet CDBG and HOME regulations, local procedures, to prepare and process the County's Consolidated Plan and related citizen participation and public input processes, prepare community plans and implement housing and community development projects, as well as identifying and pursuing other non-entitlement funding to implement projects. Planning will include FCRHA activities that will affirmatively further fair housing. Funding provides for salaries and fringe benefits for six full-time positions, plus related operating costs.

Financing

	Fund Type	Grant Year	Grant	Funded Amount	Drawn In Program Year	Drawn Thru Program Year
CDBG	EN	Pre-2015		\$278,858.00	\$0.00	\$0.00
		2013	B13UC510001		\$863.60	\$863.60
		2014	B14UC510001		\$22,844.47	\$22,844.47
Total	Total			\$278,858.00	\$23,708.07	\$23,708.07

Proposed Accomplishments

Actual Accomplishments

Number assisted:

	Owner		Renter		Total		Person	
	Total	Hispanic	Total	Hispanic	Total	Hispanic	Total	Hispanic
White:					0	0		
Black/African American:					0	0		
Asian:					0	0		
American Indian/Alaskan Native:					0	0		
Native Hawaiian/Other Pacific Islander:					0	0		
American Indian/Alaskan Native & White:					0	0		
Asian White:					0	0		
Black/African American & White:					0	0		
American Indian/Alaskan Native & Black/African American:					0	0		
Other multi-racial:					0	0		
Asian/Pacific Islander:					0	0		



U.S. Department of Housing and Urban Development
 Office of Community Planning and Development
 Integrated Disbursement and Information System
 CDBG Activity Summary Report (GPR) for Program Year 2015
 FAIRFAX COUNTY

Date: 29-Aug-2016

Time: 17:12

Page: 30

Hispanic:						0	0		
Total:						0	0	0	0

Female-headed Households: 0

Income Category:

	Owner	Renter	Total	Person
Extremely Low			0	
Low Mod			0	
Moderate			0	
Non Low Moderate			0	
Total	0	0	0	0
Percent Low/Mod				

Annual Accomplishments

No data returned for this view. This might be because the applied filter excludes all data.



U.S. Department of Housing and Urban Development
 Office of Community Planning and Development
 Integrated Disbursement and Information System
 CDBG Activity Summary Report (GPR) for Program Year 2015
 FAIRFAX COUNTY

Date: 29-Aug-2016
 Time: 17:12
 Page: 31

PGM Year: 2014
Project: 0004 - General Administration
IDIS Activity: 1145 - General Administration

Status: Open
Location: ,

Objective:
Outcome:
Matrix Code: General Program Administration (21A) **National Objective:**

Initial Funding Date: 09/17/2014

Description:
 Continued funding for the general administration of the County's CDBG, NSP, and HOME-funded programs and projects, as well as projects funded under the Section 108 and Economic Development Initiative.
 Funding provides for administration of housing and community development programs and projects, including contract management for projects and programs funded through the Consolidated Community Funding Pool, required local, state, and federal reports and preparation of documents, provision of technical assistance, financial management, and administrative and professional support to the CCFAC and various citizen participation processes.
 General Administration will include FCRHA activities that will affirmatively further fair housing.
 Funding provides for salaries and fringe benefits for six full-time positions, plus related operating costs.

Financing

	Fund Type	Grant Year	Grant	Funded Amount	Drawn In Program Year	Drawn Thru Program Year
CDBG	EN	Pre-2015		\$425,543.26	\$0.00	\$0.00
		2013	B13UC510001		\$104,444.20	\$134,876.61
		2014	B14UC510001		\$251,356.41	\$251,356.41
	PI			\$199,407.74	\$0.00	\$199,407.74
Total	Total			\$624,951.00	\$355,800.61	\$585,640.76

Proposed Accomplishments

Actual Accomplishments

Number assisted:

	Owner		Renter		Total		Person	
	Total	Hispanic	Total	Hispanic	Total	Hispanic	Total	Hispanic
White:					0	0		
Black/African American:					0	0		
Asian:					0	0		
American Indian/Alaskan Native:					0	0		
Native Hawaiian/Other Pacific Islander:					0	0		
American Indian/Alaskan Native & White:					0	0		
Asian White:					0	0		
Black/African American & White:					0	0		
American Indian/Alaskan Native & Black/African American:					0	0		



U.S. Department of Housing and Urban Development
 Office of Community Planning and Development
 Integrated Disbursement and Information System
 CDBG Activity Summary Report (GPR) for Program Year 2015
 FAIRFAX COUNTY

Date: 29-Aug-2016
 Time: 17:12
 Page: 32

Other multi-racial:	0	0							
Asian/Pacific Islander:	0	0							
Hispanic:	0	0							
Total:	0	0	0	0	0	0	0	0	0
Female-headed Households:					0				

Income Category:

	Owner	Renter	Total	Person
Extremely Low			0	
Low Mod			0	
Moderate			0	
Non Low Moderate			0	
Total	0	0	0	0
Percent Low/Mod				

Annual Accomplishments

No data returned for this view. This might be because the applied filter excludes all data.



U.S. Department of Housing and Urban Development
 Office of Community Planning and Development
 Integrated Disbursement and Information System
 CDBG Activity Summary Report (GPR) for Program Year 2015
 FAIRFAX COUNTY

Date: 29-Aug-2016
 Time: 17:12
 Page: 33

PGM Year: 2014
Project: 0007 - Targeted Public Services
IDIS Activity: 1147 - Good Shepherd Housing- Emergency Services

Status: Completed 9/3/2015 12:00:00 AM
Location: Address Suppressed

Objective: Create suitable living environments
Outcome: Affordability
Matrix Code: Subsistence Payment (05Q) **National Objective:** LMC

Initial Funding Date: 09/17/2014

Description:
 Provision of financial assistance and counseling to allow clients in short-term crises to maintain access to their homes and enable families leaving homelessness to obtain access to homes for the purpose of providing safe, decent affordable housing.

Financing

	Fund Type	Grant Year	Grant	Funded Amount	Drawn In Program Year	Drawn Thru Program Year
CDBG	EN	Pre-2015		\$11,209.52	\$0.00	\$0.00
		2013	B13UC510001		\$10,808.52	\$11,209.52
	PI			\$4,441.48	\$4,441.48	\$4,441.48
Total	Total			\$15,651.00	\$15,250.00	\$15,651.00

Proposed Accomplishments

People (General) : 20

Actual Accomplishments

Number assisted:

	Owner		Renter		Total		Person	
	Total	Hispanic	Total	Hispanic	Total	Hispanic	Total	Hispanic
White:	0	0	0	0	0	0	162	19
Black/African American:	0	0	0	0	0	0	738	0
Asian:	0	0	0	0	0	0	20	0
American Indian/Alaskan Native:	0	0	0	0	0	0	3	0
Native Hawaiian/Other Pacific Islander:	0	0	0	0	0	0	0	0
American Indian/Alaskan Native & White:	0	0	0	0	0	0	0	0
Asian White:	0	0	0	0	0	0	0	0
Black/African American & White:	0	0	0	0	0	0	0	0
American Indian/Alaskan Native & Black/African American:	0	0	0	0	0	0	0	0
Other multi-racial:	0	0	0	0	0	0	137	107
Asian/Pacific Islander:	0	0	0	0	0	0	0	0
Hispanic:	0	0	0	0	0	0	0	0
Total:	0	0	0	0	0	0	1,060	126



U.S. Department of Housing and Urban Development
 Office of Community Planning and Development
 Integrated Disbursement and Information System
 CDBG Activity Summary Report (GPR) for Program Year 2015
 FAIRFAX COUNTY

Female-headed Households:

0 0 0

Income Category:

	Owner	Renter	Total	Person
Extremely Low	0	0	0	1,004
Low Mod	0	0	0	31
Moderate	0	0	0	25
Non Low Moderate	0	0	0	0
Total	0	0	0	1,060
Percent Low/Mod				100.0%

Annual Accomplishments

Years	Accomplishment Narrative	# Benefitting
2014	Through closer coordination with other sources of emergency support and improved needs assessment tools, the amount of assistance provided to each beneficiary was increased and the number of families assisted was increased.	



U.S. Department of Housing and Urban Development
 Office of Community Planning and Development
 Integrated Disbursement and Information System
 CDBG Activity Summary Report (GPR) for Program Year 2015
 FAIRFAX COUNTY

Date: 29-Aug-2016
 Time: 17:12
 Page: 35

PGM Year: 2014
Project: 0007 - Targeted Public Services
IDIS Activity: 1148 - Good Shepherd Housing-Homes for the Working Poor, Elderly & Disabled

Status: Completed 9/3/2015 12:00:00 AM **Objective:** Provide decent affordable housing
Location: Address Suppressed **Outcome:** Affordability
Matrix Code: Public Services (General) (05) **National Objective:** LMC

Initial Funding Date: 09/17/2014

Description:
 Provision of affordable housing, case management, financial training and supportive services for homeless households to help them achieve and sustain stability and self-sufficiency for the purpose of providing decent affordable housing.

Financing

	Fund Type	Grant Year	Grant	Funded Amount	Drawn In Program Year	Drawn Thru Program Year
CDBG	EN	Pre-2015		\$310,000.00	\$0.00	\$0.00
		2013	B13UC510001		\$0.00	\$310,000.00
Total	Total			\$310,000.00	\$0.00	\$310,000.00

Proposed Accomplishments

People (General) : 20

Actual Accomplishments

Number assisted:

	Owner		Renter		Total		Person	
	Total	Hispanic	Total	Hispanic	Total	Hispanic	Total	Hispanic
White:	0	0	0	0	0	0	24	2
Black/African American:	0	0	0	0	0	0	117	6
Asian:	0	0	0	0	0	0	3	0
American Indian/Alaskan Native:	0	0	0	0	0	0	0	0
Native Hawaiian/Other Pacific Islander:	0	0	0	0	0	0	0	0
American Indian/Alaskan Native & White:	0	0	0	0	0	0	0	0
Asian White:	0	0	0	0	0	0	0	0
Black/African American & White:	0	0	0	0	0	0	0	0
American Indian/Alaskan Native & Black/African American:	0	0	0	0	0	0	0	0
Other multi-racial:	0	0	0	0	0	0	9	6
Asian/Pacific Islander:	0	0	0	0	0	0	0	0
Hispanic:	0	0	0	0	0	0	0	0
Total:	0	0	0	0	0	0	153	14



U.S. Department of Housing and Urban Development
 Office of Community Planning and Development
 Integrated Disbursement and Information System
 CDBG Activity Summary Report (GPR) for Program Year 2015
 FAIRFAX COUNTY

Date: 29-Aug-2016
 Time: 17:12
 Page: 36

Female-headed Households: 0 0 0

Income Category:

	Owner	Renter	Total	Person
Extremely Low	0	0	0	68
Low Mod	0	0	0	63
Moderate	0	0	0	22
Non Low Moderate	0	0	0	0
Total	0	0	0	153
Percent Low/Mod				100.0%

Annual Accomplishments

Years	Accomplishment Narrative	# Benefiting
2014	As a result of case management and training, all client households made measurable progress toward self-sufficiency. At least two (2) beneficiary households transitioned to homeownership.	



U.S. Department of Housing and Urban Development
 Office of Community Planning and Development
 Integrated Disbursement and Information System
 CDBG Activity Summary Report (GPR) for Program Year 2015
 FAIRFAX COUNTY

Date: 29-Aug-2016
 Time: 17:12
 Page: 37

PGM Year: 2014
Project: 0007 - Targeted Public Services
IDIS Activity: 1149 - Homestretch- Housing for Homeless Families

Status: Completed 9/3/2015 12:00:00 AM **Objective:** Provide decent affordable housing
Location: Address Suppressed **Outcome:** Affordability
Matrix Code: Public Services (General) (05) **National Objective:** LMC

Initial Funding Date: 09/17/2014

Description:

Program will provide subsidized housing and support services (case management, employment counseling and life skills) to homeless families.

Financing

	Fund Type	Grant Year	Grant	Funded Amount	Drawn In Program Year	Drawn Thru Program Year
CDBG	EN	Pre-2015		\$400,000.00	\$0.00	\$0.00
		2013	B13UC510001		\$0.00	\$400,000.00
Total	Total			\$400,000.00	\$0.00	\$400,000.00

Proposed Accomplishments

People (General) : 20

Actual Accomplishments

Number assisted:

	Owner		Renter		Total		Person	
	Total	Hispanic	Total	Hispanic	Total	Hispanic	Total	Hispanic
White:	0	0	0	0	0	0	50	48
Black/African American:	0	0	0	0	0	0	34	0
Asian:	0	0	0	0	0	0	2	0
American Indian/Alaskan Native:	0	0	0	0	0	0	0	0
Native Hawaiian/Other Pacific Islander:	0	0	0	0	0	0	0	0
American Indian/Alaskan Native & White:	0	0	0	0	0	0	0	0
Asian White:	0	0	0	0	0	0	0	0
Black/African American & White:	0	0	0	0	0	0	0	0
American Indian/Alaskan Native & Black/African American:	0	0	0	0	0	0	0	0
Other multi-racial:	0	0	0	0	0	0	98	0
Asian/Pacific Islander:	0	0	0	0	0	0	0	0
Hispanic:	0	0	0	0	0	0	0	0
Total:	0	0	0	0	0	0	184	48
Female-headed Households:	0		0		0			



U.S. Department of Housing and Urban Development
 Office of Community Planning and Development
 Integrated Disbursement and Information System
 CDBG Activity Summary Report (GPR) for Program Year 2015
 FAIRFAX COUNTY

Date: 29-Aug-2016
 Time: 17:12
 Page: 38

Income Category:

	Owner	Renter	Total	Person
Extremely Low	0	0	0	184
Low Mod	0	0	0	0
Moderate	0	0	0	0
Non Low Moderate	0	0	0	0
Total	0	0	0	184
Percent Low/Mod				100.0%

Annual Accomplishments

Years	Accomplishment Narrative	# Benefitting
2014	As a result of credit counseling and tax return assistance, beneficiaries received more than \$98,000 in tax refunds, opened more than 88 savings accounts and paid-off more than \$31,000 in household debts.	



U.S. Department of Housing and Urban Development
 Office of Community Planning and Development
 Integrated Disbursement and Information System
 CDBG Activity Summary Report (GPR) for Program Year 2015
 FAIRFAX COUNTY

Date: 29-Aug-2016
 Time: 17:12
 Page: 40

Hispanic:	0	0	0	0	0	0	0	0
Total:	225	9	0	0	225	9	0	0

Female-headed Households:	71	0	71
---------------------------	----	---	----

Income Category:

	Owner	Renter	Total	Person
Extremely Low	137	0	137	0
Low Mod	77	0	77	0
Moderate	11	0	11	0
Non Low Moderate	0	0	0	0
Total	225	0	225	0
Percent Low/Mod	100.0%		100.0%	

Annual Accomplishments

Years	Accomplishment Narrative	# Benefitting
2014	A total of 111 unduplicated households were served by the Home Repair for the Elderly Program in FY 2015. The Average income served in FY 2015 was \$22,249, or approximately 21 percent of the Area Median Income (AMI) for a one-person household; this meets the HUD definition of extremely low income.	
2015	A total of 114 unduplicated households were served by the HREP Program in HUD FY 15 / County FY 16. The average income served in FY 2016 was \$23,687 or approximately 31% of AMI.	



U.S. Department of Housing and Urban Development
 Office of Community Planning and Development
 Integrated Disbursement and Information System
 CDBG Activity Summary Report (GPR) for Program Year 2015
 FAIRFAX COUNTY

Date: 29-Aug-2016
 Time: 17:12
 Page: 41

PGM Year: 2014
Project: 0011 - Homeownership Program
IDIS Activity: 1151 - Homeownership Program

Status: Open
Location: Address Suppressed

Objective: Create suitable living environments
Outcome: Affordability
Matrix Code: Direct Homeownership Assistance (13)
National Objective: LMH

Initial Funding Date: 09/17/2014

Description:

Proposed funding provides for salaries and fringe benefits to support four full-time positions involved in homeownership activities. The positions provide support to the First-Time Homebuyer. Duties include application intakedata entry, waiting list maintenance, application processing, certifying applicant eligibility, marketing and conducting lotteries for new and resale units, establishing resale prices, monitoring second trust loans, conducting required annual occupancy certifications, dissemination of program information, providing educational programs andor counseling for applicantshomeowners and assistance to homebuyers and builder sales staff. This program will enable assistance to families in approximately 50 homes and 200 families on the waiting list of certified eligible applicants. The number of households anticipated to be served through orientations and other marketing activities is 2,400.

Financing

	Fund Type	Grant Year	Grant	Funded Amount	Drawn In Program Year	Drawn Thru Program Year
CDBG	EN	Pre-2015		\$412,089.00	\$0.00	\$0.00
		2013	B13UC510001		\$210,240.92	\$243,933.17
		2014	B14UC510001		\$166,101.48	\$166,101.48
Total	Total			\$412,089.00	\$376,342.40	\$410,034.65

Proposed Accomplishments

Households (General) : 50

Actual Accomplishments

Number assisted:

	Owner		Renter		Total		Person	
	Total	Hispanic	Total	Hispanic	Total	Hispanic	Total	Hispanic
White:	2	0	0	0	2	0	0	0
Black/African American:	1	0	0	0	1	0	0	0
Asian:	8	0	0	0	8	0	0	0
American Indian/Alaskan Native:	0	0	0	0	0	0	0	0
Native Hawaiian/Other Pacific Islander:	0	0	0	0	0	0	0	0
American Indian/Alaskan Native & White:	0	0	0	0	0	0	0	0
Asian White:	0	0	0	0	0	0	0	0
Black/African American & White:	0	0	0	0	0	0	0	0
American Indian/Alaskan Native & Black/African American:	0	0	0	0	0	0	0	0



U.S. Department of Housing and Urban Development
 Office of Community Planning and Development
 Integrated Disbursement and Information System
 CDBG Activity Summary Report (GPR) for Program Year 2015
 FAIRFAX COUNTY

Date: 29-Aug-2016
 Time: 17:12
 Page: 42

Other multi-racial:	0	0	0	0	0	0	0	0
Asian/Pacific Islander:	0	0	0	0	0	0	0	0
Hispanic:	0	0	0	0	0	0	0	0
Total:	11	0	0	0	11	0	0	0
Female-headed Households:	5		0		5			

Income Category:

	Owner	Renter	Total	Person
Extremely Low	0	0	0	0
Low Mod	6	0	6	0
Moderate	5	0	5	0
Non Low Moderate	0	0	0	0
Total	11	0	11	0
Percent Low/Mod	100.0%		100.0%	

Annual Accomplishments

Years	Accomplishment Narrative	# Benefitting
2014	During FY 2015, eleven (11) low-moderate income families became homeowners through the Fairfax County Homeownership Program. Assistance was provided through: 1)The sale and resale of Affordable Dwelling Units and the resale of Moderate Direct Sales (MIDS) units under the First-Time Homebuyers Program; 2)7,563 individuals were served through orientations, application sessions, contract signings, the Homeownership Resource Center, calls, emails, walk-up services, and yearly housing fairs and events; 3)Seventy-five (75) households received pre- and post- homebuyer counseling.	



U.S. Department of Housing and Urban Development
 Office of Community Planning and Development
 Integrated Disbursement and Information System
 CDBG Activity Summary Report (GPR) for Program Year 2015
 FAIRFAX COUNTY

Date: 29-Aug-2016
 Time: 17:12
 Page: 43

PGM Year: 2014
Project: 0012 - Relocation Program
IDIS Activity: 1152 - Relocation

Status: Open
Location: Address Suppressed

Objective: Provide decent affordable housing
Outcome: Availability/accessibility
Matrix Code: Relocation (08)

National Objective: LMH

Initial Funding Date: 09/17/2014

Description:

Proposed funding provides for salaries and fringe benefits to support one full-time positions to provide federally mandated relocation and advisory services to approximately 1000 persons affected by the County and FCRHA programs. Relocation reviews will be completed as required on CDBG, HOME and Section 108 loan funded projects and relocation activity performed by nonprofit organizations. Technical assistance may be given to landlords, developers, and tenants of preservation projects and rehabilitation projects.

Financing

No data returned for this view. This might be because the applied filter excludes all data.

Proposed Accomplishments

Households (General) : 50

Actual Accomplishments

Number assisted:

	Owner		Renter		Total		Person	
	Total	Hispanic	Total	Hispanic	Total	Hispanic	Total	Hispanic
White:	0	0	93	9	93	9	0	0
Black/African American:	0	0	25	0	25	0	0	0
Asian:	0	0	36	0	36	0	0	0
American Indian/Alaskan Native:	0	0	0	0	0	0	0	0
Native Hawaiian/Other Pacific Islander:	0	0	0	0	0	0	0	0
American Indian/Alaskan Native & White:	0	0	0	0	0	0	0	0
Asian White:	0	0	13	0	13	0	0	0
Black/African American & White:	0	0	0	0	0	0	0	0
American Indian/Alaskan Native & Black/African American:	0	0	0	0	0	0	0	0
Other multi-racial:	0	0	2	0	2	0	0	0



U.S. Department of Housing and Urban Development
 Office of Community Planning and Development
 Integrated Disbursement and Information System
 CDBG Activity Summary Report (GPR) for Program Year 2015
 FAIRFAX COUNTY

Date: 29-Aug-2016
 Time: 17:12
 Page: 44

Asian/Pacific Islander:	0	0	0	0	0	0	0	0
Hispanic:	0	0	0	0	0	0	0	0
Total:	0	0	169	9	169	9	0	0

Female-headed Households: 0 118 118

Income Category:

	Owner	Renter	Total	Person
Extremely Low	0	85	85	0
Low Mod	0	74	74	0
Moderate	0	10	10	0
Non Low Moderate	0	0	0	0
Total	0	169	169	0
Percent Low/Mod		100.0%	100.0%	

Annual Accomplishments

Years	Accomplishment Narrative	# Benefitting
2014	During FY 2015, staff conducted 43 reviews of projects for compliance with the federal Uniform Relocation Act (URA) and the Fairfax County Voluntary Relocation Assistance Guidelines. One hundred sixty-nine (169) households had access to relocation services due to acquisition or rehabilitation. Services included one or more of the following: proper and timely notification of relocation activities, advisory services, identification of comparable replacement housing and financial assistance.	
2015		



U.S. Department of Housing and Urban Development
 Office of Community Planning and Development
 Integrated Disbursement and Information System
 CDBG Activity Summary Report (GPR) for Program Year 2015
 FAIRFAX COUNTY

Date: 29-Aug-2016
 Time: 17:12
 Page: 45

PGM Year: 2014
Project: 0014 - Senior/Homeless/Persons with Disabilities
IDIS Activity: 1155 - Olley Glen ADA Modifications

Status: Open **Objective:** Create suitable living environments
Location: Address Suppressed **Outcome:** Availability/accessibility
Matrix Code: Public Facilities and Improvement (General) (03) **National Objective:** LMH

Initial Funding Date: 11/06/2014

Description:

ADA modifications to common areas and 10 housing units to conform with Title II of the 2010 ADA.
 All modifications will be completed on a 90-unit senior living facility.

Financing

	Fund Type	Grant Year	Grant	Funded Amount	Drawn In Program Year	Drawn Thru Program Year
CDBG	EN	Pre-2015		\$300,000.00	\$0.00	\$0.00
		2013	B13UC510001		\$0.00	\$62,567.80
		2014	B14UC510001		\$40,867.00	\$40,867.00
Total	Total			\$300,000.00	\$40,867.00	\$103,434.80

Proposed Accomplishments

Housing Units : 90

Actual Accomplishments

Number assisted:

	Owner		Renter		Total		Person	
	Total	Hispanic	Total	Hispanic	Total	Hispanic	Total	Hispanic
White:	0	0	0	0	0	0	0	0
Black/African American:	0	0	0	0	0	0	0	0
Asian:	0	0	0	0	0	0	0	0
American Indian/Alaskan Native:	0	0	0	0	0	0	0	0
Native Hawaiian/Other Pacific Islander:	0	0	0	0	0	0	0	0
American Indian/Alaskan Native & White:	0	0	0	0	0	0	0	0
Asian White:	0	0	0	0	0	0	0	0
Black/African American & White:	0	0	0	0	0	0	0	0
American Indian/Alaskan Native & Black/African American:	0	0	0	0	0	0	0	0
Other multi-racial:	0	0	0	0	0	0	0	0
Asian/Pacific Islander:	0	0	0	0	0	0	0	0
Hispanic:	0	0	0	0	0	0	0	0
Total:	0	0	0	0	0	0	0	0



U.S. Department of Housing and Urban Development
 Office of Community Planning and Development
 Integrated Disbursement and Information System
 CDBG Activity Summary Report (GPR) for Program Year 2015
 FAIRFAX COUNTY

Date: 29-Aug-2016
 Time: 17:12
 Page: 46

Female-headed Households: 0 0 0

Income Category:

	Owner	Renter	Total	Person
Extremely Low	0	0	0	0
Low Mod	0	0	0	0
Moderate	0	0	0	0
Non Low Moderate	0	0	0	0
Total	0	0	0	0

Percent Low/Mod

Annual Accomplishments

Years	Accomplishment Narrative	# Benefitting
2014	As of June 30, 2015 ADA improvements to Olley Glen are underway.	



U.S. Department of Housing and Urban Development
 Office of Community Planning and Development
 Integrated Disbursement and Information System
 CDBG Activity Summary Report (GPR) for Program Year 2015
 FAIRFAX COUNTY

Date: 29-Aug-2016
 Time: 17:12
 Page: 47

PGM Year: 2014
Project: 0014 - Senior/Homeless/Persons with Disabilities
IDIS Activity: 1163 - Cornerstones Scattered Site Rehabilitation

Status: Completed 6/6/2016 12:00:00 AM **Objective:** Create suitable living environments
Location: Address Suppressed **Outcome:** Sustainability
 Matrix Code: Energy Efficiency Improvements (14F) **National Objective:** LMH

Initial Funding Date: 03/20/2015

Description:
 Rehabilitation and energy-efficiency improvements to 22 scattered site units providing sustainable affordable housing options to 84 individuals with incomes at or below 50% AMI.

Financing

	Fund Type	Grant Year	Grant	Funded Amount	Drawn In Program Year	Drawn Thru Program Year
CDBG	PI			\$231,500.00	\$231,500.00	\$231,500.00
Total	Total			\$231,500.00	\$231,500.00	\$231,500.00

Proposed Accomplishments

Housing Units : 22

Actual Accomplishments

Number assisted:

	Owner		Renter		Total		Person	
	Total	Hispanic	Total	Hispanic	Total	Hispanic	Total	Hispanic
White:	0	0	3	1	3	1	0	0
Black/African American:	0	0	13	2	13	2	0	0
Asian:	0	0	3	0	3	0	0	0
American Indian/Alaskan Native:	0	0	0	0	0	0	0	0
Native Hawaiian/Other Pacific Islander:	0	0	0	0	0	0	0	0
American Indian/Alaskan Native & White:	0	0	0	0	0	0	0	0
Asian White:	0	0	0	0	0	0	0	0
Black/African American & White:	0	0	1	0	1	0	0	0
American Indian/Alaskan Native & Black/African American:	0	0	0	0	0	0	0	0
Other multi-racial:	0	0	2	0	2	0	0	0
Asian/Pacific Islander:	0	0	0	0	0	0	0	0
Hispanic:	0	0	0	0	0	0	0	0
Total:	0	0	22	3	22	3	0	0
Female-headed Households:	0		0		0			



U.S. Department of Housing and Urban Development
 Office of Community Planning and Development
 Integrated Disbursement and Information System
 CDBG Activity Summary Report (GPR) for Program Year 2015
 FAIRFAX COUNTY

Date: 29-Aug-2016
 Time: 17:12
 Page: 48

Income Category:

	Owner	Renter	Total	Person
Extremely Low	0	19	19	0
Low Mod	0	3	3	0
Moderate	0	0	0	0
Non Low Moderate	0	0	0	0
Total	0	22	22	0
Percent Low/Mod		100.0%	100.0%	

Annual Accomplishments

Years	Accomplishment Narrative	# Benefitting
2014	Rehabilitation and energy-efficiency improvements to 22 scattered site units are underway as of June 30, 2015.	



U.S. Department of Housing and Urban Development
 Office of Community Planning and Development
 Integrated Disbursement and Information System
 CDBG Activity Summary Report (GPR) for Program Year 2015
 FAIRFAX COUNTY

Date: 29-Aug-2016
 Time: 17:12
 Page: 49

PGM Year: 2014
Project: 0010 - FCRHA Properties - Rehabilitation and/or Acquisition
IDIS Activity: 1164 - Little River Glen - Emergency Generator & Electrical Panels

Status: Open **Objective:** Create suitable living environments
Location: Address Suppressed **Outcome:** Sustainability
Matrix Code: Rehab; Other Publicly-Owned Residential Buildings (14D) **National Objective:** LMH

Initial Funding Date: 04/21/2015

Description:
 Installation of an emergency back-up generator at an FCRHA-owned elderly development.
 Additional electrical panel upgrade work added November 2015.

Financing

	Fund Type	Grant Year	Grant	Funded Amount	Drawn In Program Year	Drawn Thru Program Year
CDBG	EN	Pre-2015		\$304,000.00	\$0.00	\$0.00
		2013	B13UC510001		\$130,462.60	\$179,648.77
		2014	B14UC510001		\$20,351.23	\$20,351.23
Total	Total			\$304,000.00	\$150,813.83	\$200,000.00

Proposed Accomplishments

Actual Accomplishments

Number assisted:	Owner		Renter		Total		Person	
	Total	Hispanic	Total	Hispanic	Total	Hispanic	Total	Hispanic
White:	0	0	0	0	0	0	0	0
Black/African American:	0	0	0	0	0	0	0	0
Asian:	0	0	0	0	0	0	0	0
American Indian/Alaskan Native:	0	0	0	0	0	0	0	0
Native Hawaiian/Other Pacific Islander:	0	0	0	0	0	0	0	0
American Indian/Alaskan Native & White:	0	0	0	0	0	0	0	0
Asian White:	0	0	0	0	0	0	0	0
Black/African American & White:	0	0	0	0	0	0	0	0
American Indian/Alaskan Native & Black/African American:	0	0	0	0	0	0	0	0
Other multi-racial:	0	0	0	0	0	0	0	0
Asian/Pacific Islander:	0	0	0	0	0	0	0	0
Hispanic:	0	0	0	0	0	0	0	0
Total:	0	0	0	0	0	0	0	0



U.S. Department of Housing and Urban Development
 Office of Community Planning and Development
 Integrated Disbursement and Information System
 CDBG Activity Summary Report (GPR) for Program Year 2015
 FAIRFAX COUNTY

Date: 29-Aug-2016
 Time: 17:12
 Page: 50

Female-headed Households: 0 0 0

Income Category:

	Owner	Renter	Total	Person
Extremely Low	0	0	0	0
Low Mod	0	0	0	0
Moderate	0	0	0	0
Non Low Moderate	0	0	0	0
Total	0	0	0	0

Percent Low/Mod

Annual Accomplishments

Years	Accomplishment Narrative	# Benefiting
2014	Design and utility work completed for the installation of an emergency generator to serve an elderly apartment development. Project completion anticipated by December 2015.	



U.S. Department of Housing and Urban Development
 Office of Community Planning and Development
 Integrated Disbursement and Information System
 CDBG Activity Summary Report (GPR) for Program Year 2015
 FAIRFAX COUNTY

Date: 29-Aug-2016
 Time: 17:12
 Page: 51

PGM Year: 2014
Project: 0013 - CHDO Set-Aside
IDIS Activity: 1169 - Good Shepherd Housing-Pembroke Village #116

Status: Completed 12/21/2015 12:00:00 AM
Location: Address Suppressed

Objective: Provide decent affordable housing
Outcome: Affordability
Matrix Code: Acquisition for Rehabilitation (14G) **National Objective:** LMH

Initial Funding Date: 10/08/2015

Description:
 Acquisition of a 3 bedroom condo to provide housing that is affordable to a family with income below 50% AMI.

Financing

	Fund Type	Grant Year	Grant	Funded Amount	Drawn In Program Year	Drawn Thru Program Year
CDBG	EN	Pre-2015		\$13,110.45	\$0.00	\$0.00
		2014	B14UC510001		\$13,110.45	\$13,110.45
	PI			\$109,568.55	\$109,568.55	\$109,568.55
Total	Total			\$122,679.00	\$122,679.00	\$122,679.00

Proposed Accomplishments

Housing Units : 1

Actual Accomplishments

Number assisted:

	Owner		Renter		Total		Person	
	Total	Hispanic	Total	Hispanic	Total	Hispanic	Total	Hispanic
White:	0	0	0	0	0	0		0
Black/African American:	0	0	1	0	1	0	0	0
Asian:	0	0	0	0	0	0	0	0
American Indian/Alaskan Native:	0	0	0	0	0	0	0	0
Native Hawaiian/Other Pacific Islander:	0	0	0	0	0	0	0	0
American Indian/Alaskan Native & White:	0	0	0	0	0	0	0	0
Asian White:	0	0	0	0	0	0	0	0
Black/African American & White:	0	0	0	0	0	0	0	0
American Indian/Alaskan Native & Black/African American:	0	0	0	0	0	0	0	0
Other multi-racial:	0	0	0	0	0	0	0	0
Asian/Pacific Islander:	0	0	0	0	0	0	0	0
Hispanic:	0	0	0	0	0	0	0	0
Total:	0	0	1	0	1	0	0	0



U.S. Department of Housing and Urban Development
 Office of Community Planning and Development
 Integrated Disbursement and Information System
 CDBG Activity Summary Report (GPR) for Program Year 2015
 FAIRFAX COUNTY

Date: 29-Aug-2016
 Time: 17:12
 Page: 52

Female-headed Households: 0 0 0

Income Category:

	Owner	Renter	Total	Person
Extremely Low	0	0	0	0
Low Mod	0	1	1	0
Moderate	0	0	0	0
Non Low Moderate	0	0	0	0
Total	0	1	1	0
Percent Low/Mod		100.0%	100.0%	

Annual Accomplishments

Years	Accomplishment Narrative	# Benefiting
2015	Acquisition of a 3 bedroom condo to provide housing that is affordable to a family with income below 50% AMI.	



U.S. Department of Housing and Urban Development
 Office of Community Planning and Development
 Integrated Disbursement and Information System
 CDBG Activity Summary Report (GPR) for Program Year 2015
 FAIRFAX COUNTY

Date: 29-Aug-2016
 Time: 17:12
 Page: 53

PGM Year: 2015
Project: 0001 - Section 108 Loan Payments
IDIS Activity: 1170 - Section 108 Loan Payments

Status: Open
Location: ,

Objective:
Outcome:
Matrix Code: Planned Repayment of Section 108 Loan Principal (19F) **National Objective:**

Initial Funding Date: 10/26/2015

Description:
 Annual payments on six loans under Section 108 of the Housing and Community Development Act of 1974, as amended. Funding through five of the loans has been used by the FCRHA for affordable housing development and preservation, and for the reconstruction of Washington Plaza in Reston, and the payment amount includes a portion for a loan to fund affordable housing preservation and Olley Glen. The sixth loan, to the County, was used for road and storm drainage improvements in five Conservation Areas: Bailey's, Fairhaven, Gum Springs, James Lee, and Jefferson Manor. Loan applications were approved by the Board of Supervisors, who pledged future CDBG funds for the payment of annual interest and principal premiums due on the notes.

Financing

	Fund Type	Grant Year	Grant	Funded Amount	Drawn In Program Year	Drawn Thru Program Year
CDBG	EN	2015	B15UC510001	\$1,064,155.00	\$1,019,080.61	\$1,019,080.61
Total	Total			\$1,064,155.00	\$1,019,080.61	\$1,019,080.61

Proposed Accomplishments

Actual Accomplishments

Number assisted:

	Owner		Renter		Total		Person	
	Total	Hispanic	Total	Hispanic	Total	Hispanic	Total	Hispanic
White:					0	0		
Black/African American:					0	0		
Asian:					0	0		
American Indian/Alaskan Native:					0	0		
Native Hawaiian/Other Pacific Islander:					0	0		
American Indian/Alaskan Native & White:					0	0		
Asian White:					0	0		
Black/African American & White:					0	0		
American Indian/Alaskan Native & Black/African American:					0	0		
Other multi-racial:					0	0		
Asian/Pacific Islander:					0	0		
Hispanic:					0	0		
Total:	0	0	0	0	0	0	0	0



U.S. Department of Housing and Urban Development
Office of Community Planning and Development
Integrated Disbursement and Information System
CDBG Activity Summary Report (GPR) for Program Year 2015
FAIRFAX COUNTY

Date: 29-Aug-2016

Time: 17:12

Page: 54

Female-headed Households:

0

Income Category:

	Owner	Renter	Total	Person
Extremely Low			0	
Low Mod			0	
Moderate			0	
Non Low Moderate			0	
Total	0	0	0	0
Percent Low/Mod				

Annual Accomplishments

No data returned for this view. This might be because the applied filter excludes all data.



U.S. Department of Housing and Urban Development
 Office of Community Planning and Development
 Integrated Disbursement and Information System
 CDBG Activity Summary Report (GPR) for Program Year 2015
 FAIRFAX COUNTY

Date: 29-Aug-2016
 Time: 17:12
 Page: 55

PGM Year: 2015
Project: 0002 - Fair Housing
IDIS Activity: 1171 - Fair Housing

Status: Open
Location: ,

Objective:
Outcome:
Matrix Code: Fair Housing Activities (subject to 20% Admin Cap) (21D) **National Objective:**

Initial Funding Date: 10/26/2015

Description:
 Funding to support the county's Human Rights Commission to contract for fair housing testing, to conduct fair housing outreach and education activities in the housing market and to investigate fair housing complaints.
 In addition funds will be used for activities that affirmatively further fair housing for FCRHA clients and at FCRHA properties and the preparation of an Analysis of Impediments.

Financing

	Fund Type	Grant Year	Grant	Funded Amount	Drawn In Program Year	Drawn Thru Program Year
CDBG	EN	2015	B15UC510001	\$75,000.00	\$53,452.26	\$53,452.26
	PI			\$30,000.00	\$12,197.74	\$12,197.74
Total	Total			\$105,000.00	\$65,650.00	\$65,650.00

Proposed Accomplishments

Actual Accomplishments

Number assisted:

	Owner		Renter		Total		Person	
	Total	Hispanic	Total	Hispanic	Total	Hispanic	Total	Hispanic
White:					0	0		
Black/African American:					0	0		
Asian:					0	0		
American Indian/Alaskan Native:					0	0		
Native Hawaiian/Other Pacific Islander:					0	0		
American Indian/Alaskan Native & White:					0	0		
Asian White:					0	0		
Black/African American & White:					0	0		
American Indian/Alaskan Native & Black/African American:					0	0		
Other multi-racial:					0	0		
Asian/Pacific Islander:					0	0		
Hispanic:					0	0		
Total:	0	0	0	0	0	0	0	0



U.S. Department of Housing and Urban Development
Office of Community Planning and Development
Integrated Disbursement and Information System
CDBG Activity Summary Report (GPR) for Program Year 2015
FAIRFAX COUNTY

Date: 29-Aug-2016

Time: 17:12

Page: 56

Female-headed Households:

0

Income Category:

	Owner	Renter	Total	Person
Extremely Low			0	
Low Mod			0	
Moderate			0	
Non Low Moderate			0	
Total	0	0	0	0
Percent Low/Mod				

Annual Accomplishments

No data returned for this view. This might be because the applied filter excludes all data.



U.S. Department of Housing and Urban Development
 Office of Community Planning and Development
 Integrated Disbursement and Information System
 CDBG Activity Summary Report (GPR) for Program Year 2015
 FAIRFAX COUNTY

Date: 29-Aug-2016
 Time: 17:12
 Page: 57

PGM Year: 2015
Project: 0003 - Planning
IDIS Activity: 1172 - Planning

Status: Open
Location: ,

Objective:
Outcome:
Matrix Code: Planning (20) **National Objective:**

Initial Funding Date: 10/26/2015

Description:

Continued funding to provide for planning and implementation of the county's housing and community development programs. Funding is required to meet CDBG and HOME regulations, local procedures, to prepare and process the county's Consolidated Plan and related citizen participation and public input processes, prepare community plans and implement housing and community development projects, as well as identifying and pursuing other non-entitlement funding to implement projects. Planning will include FCRHA activities that will affirmatively further fair housing.

Financing

	Fund Type	Grant Year	Grant	Funded Amount	Drawn In Program Year	Drawn Thru Program Year
CDBG	EN	2015	B15UC510001	\$95,000.00	\$0.00	\$0.00
	PI			\$30,000.00	\$30,000.00	\$30,000.00
Total	Total			\$125,000.00	\$30,000.00	\$30,000.00

Proposed Accomplishments

Actual Accomplishments

Number assisted:

	Owner		Renter		Total		Person	
	Total	Hispanic	Total	Hispanic	Total	Hispanic	Total	Hispanic
White:					0	0		
Black/African American:					0	0		
Asian:					0	0		
American Indian/Alaskan Native:					0	0		
Native Hawaiian/Other Pacific Islander:					0	0		
American Indian/Alaskan Native & White:					0	0		
Asian White:					0	0		
Black/African American & White:					0	0		
American Indian/Alaskan Native & Black/African American:					0	0		
Other multi-racial:					0	0		
Asian/Pacific Islander:					0	0		
Hispanic:					0	0		



U.S. Department of Housing and Urban Development
 Office of Community Planning and Development
 Integrated Disbursement and Information System
 CDBG Activity Summary Report (GPR) for Program Year 2015
 FAIRFAX COUNTY

Date: 29-Aug-2016

Time: 17:12

Page: 58

Total: 0 0 0 0 0 0 0 0

Female-headed Households: 0

Income Category:

	Owner	Renter	Total	Person
Extremely Low			0	
Low Mod			0	
Moderate			0	
Non Low Moderate			0	
Total	0	0	0	0
Percent Low/Mod				

Annual Accomplishments

No data returned for this view. This might be because the applied filter excludes all data.



U.S. Department of Housing and Urban Development
 Office of Community Planning and Development
 Integrated Disbursement and Information System
 CDBG Activity Summary Report (GPR) for Program Year 2015
 FAIRFAX COUNTY

Date: 29-Aug-2016
 Time: 17:12
 Page: 59

PGM Year: 2015
Project: 0004 - General Administration
IDIS Activity: 1173 - General Administration

Status: Open
Location: ,

Objective:
Outcome:
Matrix Code: General Program Administration (21A) **National Objective:**

Initial Funding Date: 10/26/2015

Description:
 Funding for the general administration of the County's CDBG and HOME-funded programs and projects, as well as projects funded under the Section 108 and Economic Development Initiative.
 Funding provides for administration of housing and community development programs and projects, including contract management for projects and programs funded through the Consolidated Community Funding Pool, required local, state, and federal reports and preparation of documents, provision of technical assistance, financial management, and administrative and professional support to the CCFAC and various citizen participation processes.
 General Administration will include FCRHA activities that will affirmatively further fair housing.
 Funding provides for salaries and fringe benefits plus related operating costs.

Financing

	Fund Type	Grant Year	Grant	Funded Amount	Drawn In Program Year	Drawn Thru Program Year
CDBG	EN	2015	B15UC510001	\$125,000.00	\$0.00	\$0.00
	PI			\$30,000.00	\$30,000.00	\$30,000.00
Total	Total			\$155,000.00	\$30,000.00	\$30,000.00

Proposed Accomplishments

Actual Accomplishments

Number assisted:

	Owner		Renter		Total		Person	
	Total	Hispanic	Total	Hispanic	Total	Hispanic	Total	Hispanic
White:					0	0		
Black/African American:					0	0		
Asian:					0	0		
American Indian/Alaskan Native:					0	0		
Native Hawaiian/Other Pacific Islander:					0	0		
American Indian/Alaskan Native & White:					0	0		
Asian White:					0	0		
Black/African American & White:					0	0		
American Indian/Alaskan Native & Black/African American:					0	0		
Other multi-racial:					0	0		
Asian/Pacific Islander:					0	0		



U.S. Department of Housing and Urban Development
 Office of Community Planning and Development
 Integrated Disbursement and Information System
 CDBG Activity Summary Report (GPR) for Program Year 2015
 FAIRFAX COUNTY

Date: 29-Aug-2016

Time: 17:12

Page: 60

Hispanic:						0	0		
Total:						0	0	0	0

Female-headed Households: 0

Income Category:

	Owner	Renter	Total	Person
Extremely Low			0	
Low Mod			0	
Moderate			0	
Non Low Moderate			0	
Total	0	0	0	0
Percent Low/Mod				

Annual Accomplishments

No data returned for this view. This might be because the applied filter excludes all data.



U.S. Department of Housing and Urban Development
 Office of Community Planning and Development
 Integrated Disbursement and Information System
 CDBG Activity Summary Report (GPR) for Program Year 2015
 FAIRFAX COUNTY

Date: 29-Aug-2016
 Time: 17:12
 Page: 61

PGM Year: 2015
Project: 0007 - Targeted Public Services (CCFP)
IDIS Activity: 1175 - Good Shepherd Housing- Emergency Services

Status: Open **Objective:** Create suitable living environments
Location: Address Suppressed **Outcome:** Sustainability
 Matrix Code: Subsistence Payment (05Q) **National Objective:** LMC

Initial Funding Date: 10/26/2015

Description:
 Provision of financial assistance and counseling to allow clients in short-term crises to maintain access to their homes and enable families leaving homelessness to obtain access to homes for the purpose of providing safe, decent affordable housing.

Financing

	Fund Type	Grant Year	Grant	Funded Amount	Drawn In Program Year	Drawn Thru Program Year
CDBG	EN	2015	B15UC510001	\$15,651.00	\$15,561.00	\$15,561.00
Total	Total			\$15,651.00	\$15,561.00	\$15,561.00

Proposed Accomplishments

People (General) : 50

Actual Accomplishments

Number assisted:

	Owner		Renter		Total		Person	
	Total	Hispanic	Total	Hispanic	Total	Hispanic	Total	Hispanic
White:	0	0	0	0	0	0	160	19
Black/African American:	0	0	0	0	0	0	765	5
Asian:	0	0	0	0	0	0	16	0
American Indian/Alaskan Native:	0	0	0	0	0	0	5	0
Native Hawaiian/Other Pacific Islander:	0	0	0	0	0	0	0	0
American Indian/Alaskan Native & White:	0	0	0	0	0	0	0	0
Asian White:	0	0	0	0	0	0	4	0
Black/African American & White:	0	0	0	0	0	0	3	0
American Indian/Alaskan Native & Black/African American:	0	0	0	0	0	0	0	0
Other multi-racial:	0	0	0	0	0	0	161	130
Asian/Pacific Islander:	0	0	0	0	0	0	0	0
Hispanic:	0	0	0	0	0	0	0	0
Total:	0	0	0	0	0	0	1,114	154
Female-headed Households:	0		0		0			



U.S. Department of Housing and Urban Development
 Office of Community Planning and Development
 Integrated Disbursement and Information System
 CDBG Activity Summary Report (GPR) for Program Year 2015
 FAIRFAX COUNTY

Date: 29-Aug-2016
 Time: 17:12
 Page: 62

Income Category:

	Owner	Renter	Total	Person
Extremely Low	0	0	0	1,040
Low Mod	0	0	0	56
Moderate	0	0	0	18
Non Low Moderate	0	0	0	0
Total	0	0	0	1,114
Percent Low/Mod				100.0%

Annual Accomplishments

Years	Accomplishment Narrative	# Benefiting
2015	Homelessness and risks of homelessness were prevented for 1,114 clients in 415 households by the provision of emergency financial assistance and referral services to prevent evictions, prevent loss of utilities and/or provide supplies for basic needs.	



U.S. Department of Housing and Urban Development
 Office of Community Planning and Development
 Integrated Disbursement and Information System
 CDBG Activity Summary Report (GPR) for Program Year 2015
 FAIRFAX COUNTY

Date: 29-Aug-2016
 Time: 17:12
 Page: 63

PGM Year: 2015
Project: 0007 - Targeted Public Services (CCFP)
IDIS Activity: 1176 - Good Shepherd Housing- Homes for the Working Poor, Disabled and Elderly

Status: Open **Objective:** Create suitable living environments
Location: Address Suppressed **Outcome:** Affordability
 Matrix Code: Public Services (General) (05) **National Objective:** LMC

Initial Funding Date: 10/26/2015

Description:
 Provision of affordable housing, case management, financial training and supportive services for homeless households to help them achieve and sustain stability and self-sufficiency for the purpose of providing decent affordable housing.

Financing

	Fund Type	Grant Year	Grant	Funded Amount	Drawn In Program Year	Drawn Thru Program Year
CDBG	EN	2015	B15UC510001	\$310,000.00	\$310,000.00	\$310,000.00
Total	Total			\$310,000.00	\$310,000.00	\$310,000.00

Proposed Accomplishments

People (General) : 20

Actual Accomplishments

Number assisted:

	Owner		Renter		Total		Person	
	Total	Hispanic	Total	Hispanic	Total	Hispanic	Total	Hispanic
White:	0	0	0	0	0	0	89	52
Black/African American:	0	0	0	0	0	0	306	0
Asian:	0	0	0	0	0	0	0	0
American Indian/Alaskan Native:	0	0	0	0	0	0	0	0
Native Hawaiian/Other Pacific Islander:	0	0	0	0	0	0	0	0
American Indian/Alaskan Native & White:	0	0	0	0	0	0	0	0
Asian White:	0	0	0	0	0	0	0	0
Black/African American & White:	0	0	0	0	0	0	0	0
American Indian/Alaskan Native & Black/African American:	0	0	0	0	0	0	0	0
Other multi-racial:	0	0	0	0	0	0	0	0
Asian/Pacific Islander:	0	0	0	0	0	0	0	0
Hispanic:	0	0	0	0	0	0	0	0
Total:	0	0	0	0	0	0	395	52
Female-headed Households:	0		0		0			



U.S. Department of Housing and Urban Development
 Office of Community Planning and Development
 Integrated Disbursement and Information System
 CDBG Activity Summary Report (GPR) for Program Year 2015
 FAIRFAX COUNTY

Date: 29-Aug-2016
 Time: 17:12
 Page: 64

Income Category:

	Owner	Renter	Total	Person
Extremely Low	0	0	0	158
Low Mod	0	0	0	205
Moderate	0	0	0	32
Non Low Moderate	0	0	0	0
Total	0	0	0	395
Percent Low/Mod				100.0%

Annual Accomplishments

Years	Accomplishment Narrative	# Benefiting
2015	Affordable rental housing and self-sufficiency development services were provided to 395 clients in 147 households to prevent homeless due to their inability to qualify for market rate housing based on insufficient income and/or creditworthiness. Self-sufficiency training activities and related supportive services were provided to help clients identify and address impediments to market rate housing and strengthen financial management.	



U.S. Department of Housing and Urban Development
 Office of Community Planning and Development
 Integrated Disbursement and Information System
 CDBG Activity Summary Report (GPR) for Program Year 2015
 FAIRFAX COUNTY

Date: 29-Aug-2016
 Time: 17:12
 Page: 65

PGM Year: 2015
Project: 0007 - Targeted Public Services (CCFP)
IDIS Activity: 1177 - Homestretch- Housing for Homeless Families

Status: Completed 6/20/2016 12:00:00 AM **Objective:** Create suitable living environments
Location: Address Suppressed **Outcome:** Affordability
Matrix Code: Public Services (General) (05) **National Objective:** LMC

Initial Funding Date: 10/26/2015

Description:
 Program will provide subsidized housing and support services (case management, employment counseling and life skills) to homeless families.

Financing

	Fund Type	Grant Year	Grant	Funded Amount	Drawn In Program Year	Drawn Thru Program Year
CDBG	EN	2015	B15UC510001	\$400,000.00	\$400,000.00	\$400,000.00
Total	Total			\$400,000.00	\$400,000.00	\$400,000.00

Proposed Accomplishments

People (General) : 20

Actual Accomplishments

Number assisted:

	Owner		Renter		Total		Person	
	Total	Hispanic	Total	Hispanic	Total	Hispanic	Total	Hispanic
White:	0	0	0	0	0	0	83	42
Black/African American:	0	0	0	0	0	0	100	0
Asian:	0	0	0	0	0	0	5	0
American Indian/Alaskan Native:	0	0	0	0	0	0	0	0
Native Hawaiian/Other Pacific Islander:	0	0	0	0	0	0	0	0
American Indian/Alaskan Native & White:	0	0	0	0	0	0	0	0
Asian White:	0	0	0	0	0	0	0	0
Black/African American & White:	0	0	0	0	0	0	0	0
American Indian/Alaskan Native & Black/African American:	0	0	0	0	0	0	0	0
Other multi-racial:	0	0	0	0	0	0	0	0
Asian/Pacific Islander:	0	0	0	0	0	0	0	0
Hispanic:	0	0	0	0	0	0	0	0
Total:	0	0	0	0	0	0	188	42
Female-headed Households:	0		0		0			



U.S. Department of Housing and Urban Development
 Office of Community Planning and Development
 Integrated Disbursement and Information System
 CDBG Activity Summary Report (GPR) for Program Year 2015
 FAIRFAX COUNTY

Date: 29-Aug-2016
 Time: 17:12
 Page: 66

Income Category:

	Owner	Renter	Total	Person
Extremely Low	0	0	0	188
Low Mod	0	0	0	0
Moderate	0	0	0	0
Non Low Moderate	0	0	0	0
Total	0	0	0	188
Percent Low/Mod				100.0%

Annual Accomplishments

Years	Accomplishment Narrative	# Benefitting
2015	Program provided subsidized housing and support services (case management, employment counseling and life skills) to homeless families.	



U.S. Department of Housing and Urban Development
 Office of Community Planning and Development
 Integrated Disbursement and Information System
 CDBG Activity Summary Report (GPR) for Program Year 2015
 FAIRFAX COUNTY

Date: 29-Aug-2016
 Time: 17:12
 Page: 67

PGM Year: 2015
Project: 0011 - Homeownership Program
IDIS Activity: 1179 - Homeownership Program

Status: Open
Location: Address Suppressed

Objective: Provide decent affordable housing
Outcome: Affordability
Matrix Code: Direct Homeownership Assistance (13) **National Objective:** LMH

Initial Funding Date: 10/26/2015

Description:

Proposed funding provides for salaries and fringe benefits to support full-time positions involved in homeownership activities. The positions provide support to the First-Time Homebuyer Program.

Duties include application intake data entry, waiting list maintenance, application processing, certifying applicant eligibility, marketing and conducting drawings for new and resale units, establishing resale prices, monitoring second trust loans, conducting required annual occupancy certifications, dissemination of program information, providing educational programs and/or counseling for applicants/homeowners and financial assistance (when available) to homebuyers.

Financing

	Fund Type	Grant Year	Grant	Funded Amount	Drawn In Program Year	Drawn Thru Program Year
CDBG	EN	2015	B15UC510001	\$310,000.00	\$115,623.77	\$115,623.77
	PI			\$36,045.78	\$36,045.78	\$36,045.78
Total	Total			\$346,045.78	\$151,669.55	\$151,669.55

Proposed Accomplishments

Households (General) : 10

Actual Accomplishments

Number assisted:

	Owner		Renter		Total		Person	
	Total	Hispanic	Total	Hispanic	Total	Hispanic	Total	Hispanic
White:	4	0	0	0	4	0	0	0
Black/African American:	3	0	0	0	3	0	0	0
Asian:	7	0	0	0	7	0	0	0
American Indian/Alaskan Native:	1	1	0	0	1	1	0	0
Native Hawaiian/Other Pacific Islander:	0	0	0	0	0	0	0	0
American Indian/Alaskan Native & White:	0	0	0	0	0	0	0	0
Asian White:	0	0	0	0	0	0	0	0
Black/African American & White:	1	0	0	0	1	0	0	0
American Indian/Alaskan Native & Black/African American:	0	0	0	0	0	0	0	0
Other multi-racial:	0	0	0	0	0	0	0	0
Asian/Pacific Islander:	0	0	0	0	0	0	0	0



U.S. Department of Housing and Urban Development
 Office of Community Planning and Development
 Integrated Disbursement and Information System
 CDBG Activity Summary Report (GPR) for Program Year 2015
 FAIRFAX COUNTY

Date: 29-Aug-2016
 Time: 17:12
 Page: 68

Hispanic:	0	0	0	0	0	0	0	0
Total:	16	1	0	0	16	1	0	0
Female-headed Households:	6		0		6			

Income Category:

	Owner	Renter	Total	Person
Extremely Low	0	0	0	0
Low Mod	11	0	11	0
Moderate	5	0	5	0
Non Low Moderate	0	0	0	0
Total	16	0	16	0
Percent Low/Mod	100.0%		100.0%	

Annual Accomplishments

Years	Accomplishment Narrative	# Benefitting
2015	First-Time Homebuyers Program: Provides access to financing and homeownership training for Fairfax County first-time homebuyers. Administers for-sale ADUs. The FCRHA partners with the Virginia Housing Development Authority to provide low interest first-trust mortgages to qualifying low and moderate income homebuyers.	



U.S. Department of Housing and Urban Development
 Office of Community Planning and Development
 Integrated Disbursement and Information System
 CDBG Activity Summary Report (GPR) for Program Year 2015
 FAIRFAX COUNTY

Date: 29-Aug-2016
 Time: 17:12
 Page: 69

PGM Year: 2014
Project: 0006 - Affordable Housing Fund
IDIS Activity: 1180 - Community Havens- George Mason Dr. #1102

Status: Completed 10/30/2015 12:00:00 AM **Objective:** Provide decent affordable housing
Location: Address Suppressed **Outcome:** Affordability
Matrix Code: Rehab; Multi-Unit Residential (14B) **National Objective:** LMH

Initial Funding Date: 09/08/2015

Description:
 Non-profit acquisition of a 3 bedroom 2.5 bath condo to provide affordable housing and supportive services for 3 adults with developmental intellectual disabilities.

Financing

	Fund Type	Grant Year	Grant	Funded Amount	Drawn In Program Year	Drawn Thru Program Year
CDBG	PI			\$352,000.00	\$352,000.00	\$352,000.00
Total	Total			\$352,000.00	\$352,000.00	\$352,000.00

Proposed Accomplishments

Housing Units : 1

Actual Accomplishments

Number assisted:

	Owner		Renter		Total		Person	
	Total	Hispanic	Total	Hispanic	Total	Hispanic	Total	Hispanic
White:	0	0	3	0	3	0	0	0
Black/African American:	0	0	0	0	0	0	0	0
Asian:	0	0	0	0	0	0	0	0
American Indian/Alaskan Native:	0	0	0	0	0	0	0	0
Native Hawaiian/Other Pacific Islander:	0	0	0	0	0	0	0	0
American Indian/Alaskan Native & White:	0	0	0	0	0	0	0	0
Asian White:	0	0	0	0	0	0	0	0
Black/African American & White:	0	0	0	0	0	0	0	0
American Indian/Alaskan Native & Black/African American:	0	0	0	0	0	0	0	0
Other multi-racial:	0	0	0	0	0	0	0	0
Asian/Pacific Islander:	0	0	0	0	0	0	0	0
Hispanic:	0	0	0	0	0	0	0	0
Total:	0	0	3	0	3	0	0	0
Female-headed Households:	0		0		0			



U.S. Department of Housing and Urban Development
 Office of Community Planning and Development
 Integrated Disbursement and Information System
 CDBG Activity Summary Report (GPR) for Program Year 2015
 FAIRFAX COUNTY

Date: 29-Aug-2016

Time: 17:12

Page: 70

Income Category:

	Owner	Renter	Total	Person
Extremely Low	0	3	3	0
Low Mod	0	0	0	0
Moderate	0	0	0	0
Non Low Moderate	0	0	0	0
Total	0	3	3	0
Percent Low/Mod		100.0%	100.0%	

Annual Accomplishments

Years	Accomplishment Narrative	# Benefiting
2015	Acquisition of a 3 bedroom/2.5 bath condominium to provide affordable housing and services to 3 individuals with disabilities.	



U.S. Department of Housing and Urban Development
 Office of Community Planning and Development
 Integrated Disbursement and Information System
 CDBG Activity Summary Report (GPR) for Program Year 2015
 FAIRFAX COUNTY

Date: 29-Aug-2016
 Time: 17:12
 Page: 71

PGM Year: 2015
Project: 0006 - Affordable Housing Fund (CCFP)
IDIS Activity: 1181 - Good Shepherd - Walutes #D October 2015

Status: Completed 12/21/2015 12:00:00 AM
Location: Address Suppressed

Objective: Provide decent affordable housing
Outcome: Affordability
Matrix Code: Acquisition for Rehabilitation (14G) **National Objective:** LMH

Initial Funding Date: 10/15/2015

Description:

Acquisition of a 2 bedroom1bathroom townhouse for the provision of affordable housing for families with incomes at or below 50% AMI.

Financing

	Fund Type	Grant Year	Grant	Funded Amount	Drawn In Program Year	Drawn Thru Program Year
CDBG	EN	2015	B15UC510001	\$146,132.00	\$146,132.00	\$146,132.00
Total	Total			\$146,132.00	\$146,132.00	\$146,132.00

Proposed Accomplishments

Housing Units : 1

Actual Accomplishments

Number assisted:

	Owner		Renter		Total		Person	
	Total	Hispanic	Total	Hispanic	Total	Hispanic	Total	Hispanic
White:	0	0	0	0	0	0		0
Black/African American:	0	0	1	0	1	0	0	0
Asian:	0	0	0	0	0	0	0	0
American Indian/Alaskan Native:	0	0	0	0	0	0	0	0
Native Hawaiian/Other Pacific Islander:	0	0	0	0	0	0	0	0
American Indian/Alaskan Native & White:	0	0	0	0	0	0	0	0
Asian White:	0	0	0	0	0	0	0	0
Black/African American & White:	0	0	0	0	0	0	0	0
American Indian/Alaskan Native & Black/African American:	0	0	0	0	0	0	0	0
Other multi-racial:	0	0	0	0	0	0	0	0
Asian/Pacific Islander:	0	0	0	0	0	0	0	0
Hispanic:	0	0	0	0	0	0	0	0
Total:	0	0	1	0	1	0	0	0
Female-headed Households:	0		0		0			



U.S. Department of Housing and Urban Development
 Office of Community Planning and Development
 Integrated Disbursement and Information System
 CDBG Activity Summary Report (GPR) for Program Year 2015
 FAIRFAX COUNTY

Date: 29-Aug-2016
 Time: 17:12
 Page: 72

Income Category:

	Owner	Renter	Total	Person
Extremely Low	0	0	0	0
Low Mod	0	1	1	0
Moderate	0	0	0	0
Non Low Moderate	0	0	0	0
Total	0	1	1	0
Percent Low/Mod		100.0%	100.0%	

Annual Accomplishments

Years	Accomplishment Narrative	# Benefitting
2015	Acquisition of a 2 bedroom/1bathroom townhouse for the provision of affordable housing for families with incomes at or below 50% AMI.	



U.S. Department of Housing and Urban Development
 Office of Community Planning and Development
 Integrated Disbursement and Information System
 CDBG Activity Summary Report (GPR) for Program Year 2015
 FAIRFAX COUNTY

Date: 29-Aug-2016
 Time: 17:12
 Page: 73

PGM Year: 2013
Project: 0006 - Affordable Housing Fund
IDIS Activity: 1182 - The Brain Foundation - Middle Ridge Acquisition

Status: Completed 12/22/2015 12:00:00 AM **Objective:** Provide decent affordable housing
Location: Address Suppressed **Outcome:** Affordability
Matrix Code: Rehab; Multi-Unit Residential (14B) **National Objective:** LMH

Initial Funding Date: 10/23/2015

Description:
 Acquisition of a 4 bedroom 2 bathroom Townhome to provide affordable housing to individuals with brain injury or disease with incomes below 30%AMI.

Financing

	Fund Type	Grant Year	Grant	Funded Amount	Drawn In Program Year	Drawn Thru Program Year
CDBG	PI			\$209,271.00	\$209,271.00	\$209,271.00
Total	Total			\$209,271.00	\$209,271.00	\$209,271.00

Proposed Accomplishments

Housing Units : 1

Actual Accomplishments

Number assisted:

	Owner		Renter		Total		Person	
	Total	Hispanic	Total	Hispanic	Total	Hispanic	Total	Hispanic
White:	0	0	2	1	2	1	0	0
Black/African American:	0	0	1	0	1	0	0	0
Asian:	0	0	1	0	1	0	0	0
American Indian/Alaskan Native:	0	0	0	0	0	0	0	0
Native Hawaiian/Other Pacific Islander:	0	0	0	0	0	0	0	0
American Indian/Alaskan Native & White:	0	0	0	0	0	0	0	0
Asian White:	0	0	0	0	0	0	0	0
Black/African American & White:	0	0	0	0	0	0	0	0
American Indian/Alaskan Native & Black/African American:	0	0	0	0	0	0	0	0
Other multi-racial:	0	0	0	0	0	0	0	0
Asian/Pacific Islander:	0	0	0	0	0	0	0	0
Hispanic:	0	0	0	0	0	0	0	0
Total:	0	0	4	1	4	1	0	0
Female-headed Households:	0		0		0			



U.S. Department of Housing and Urban Development
 Office of Community Planning and Development
 Integrated Disbursement and Information System
 CDBG Activity Summary Report (GPR) for Program Year 2015
 FAIRFAX COUNTY

Date: 29-Aug-2016
 Time: 17:12
 Page: 74

Income Category:

	Owner	Renter	Total	Person
Extremely Low	0	4	4	0
Low Mod	0	0	0	0
Moderate	0	0	0	0
Non Low Moderate	0	0	0	0
Total	0	4	4	0
Percent Low/Mod		100.0%	100.0%	

Annual Accomplishments

Years	Accomplishment Narrative	# Benefitting
2015	Acquisition of a 4 bedroom home to provide affordable housing to 4 individuals with brain injury and/or mental illness with incomes at of below 30% AMI	



U.S. Department of Housing and Urban Development
 Office of Community Planning and Development
 Integrated Disbursement and Information System
 CDBG Activity Summary Report (GPR) for Program Year 2015
 FAIRFAX COUNTY

Date: 29-Aug-2016
 Time: 17:12
 Page: 75

PGM Year: 2015
Project: 0014 - Special Needs Housing
IDIS Activity: 1183 - The Atrium UFAS Improvements

Status: Completed 7/27/2016 12:00:00 AM
Location: Address Suppressed

Objective: Create suitable living environments
Outcome: Availability/accessibility
Matrix Code: Public Housing Modernization (14C) **National Objective:** LMH

Initial Funding Date: 11/24/2015

Description:
 Rehabilitation of housing units to create two UFASADA compliant dwellings for individuals with disabilities.

Financing

	Fund Type	Grant Year	Grant	Funded Amount	Drawn In Program Year	Drawn Thru Program Year
CDBG	EN	2015	B15UC510001	\$90,000.00	\$85,000.00	\$85,000.00
	PI			\$2,200.77	\$2,200.77	\$2,200.77
Total	Total			\$92,200.77	\$87,200.77	\$87,200.77

Proposed Accomplishments

Housing Units : 4

Actual Accomplishments

Number assisted:

	Owner		Renter		Total		Person	
	Total	Hispanic	Total	Hispanic	Total	Hispanic	Total	Hispanic
White:	0	0	2	0	2	0	0	0
Black/African American:	0	0	2	0	2	0	0	0
Asian:	0	0	0	0	0	0	0	0
American Indian/Alaskan Native:	0	0	0	0	0	0	0	0
Native Hawaiian/Other Pacific Islander:	0	0	0	0	0	0	0	0
American Indian/Alaskan Native & White:	0	0	0	0	0	0	0	0
Asian White:	0	0	0	0	0	0	0	0
Black/African American & White:	0	0	0	0	0	0	0	0
American Indian/Alaskan Native & Black/African American:	0	0	0	0	0	0	0	0
Other multi-racial:	0	0	0	0	0	0	0	0
Asian/Pacific Islander:	0	0	0	0	0	0	0	0
Hispanic:	0	0	0	0	0	0	0	0
Total:	0	0	4	0	4	0	0	0
Female-headed Households:	0		0		0			



U.S. Department of Housing and Urban Development
 Office of Community Planning and Development
 Integrated Disbursement and Information System
 CDBG Activity Summary Report (GPR) for Program Year 2015
 FAIRFAX COUNTY

Date: 29-Aug-2016
 Time: 17:12
 Page: 76

Income Category:

	Owner	Renter	Total	Person
Extremely Low	0	4	4	0
Low Mod	0	0	0	0
Moderate	0	0	0	0
Non Low Moderate	0	0	0	0
Total	0	4	4	0
Percent Low/Mod		100.0%	100.0%	

Annual Accomplishments

Years	Accomplishment Narrative	# Benefitting
2015	Rehabilitation of housing units to create two UFAS/ADA compliant dwellings for individuals with disabilities is complete. Tenant selection underway as of June 20, 2016. Occupancy and closeout anticipated by August 30, 2016.	



U.S. Department of Housing and Urban Development
 Office of Community Planning and Development
 Integrated Disbursement and Information System
 CDBG Activity Summary Report (GPR) for Program Year 2015
 FAIRFAX COUNTY

Date: 29-Aug-2016
 Time: 17:12
 Page: 77

PGM Year: 2015
Project: 0014 - Special Needs Housing
IDIS Activity: 1184 - Ragan Oaks UFAS Improvements

Status: Completed 2/24/2016 12:00:00 AM
Location: Address Suppressed

Objective: Create suitable living environments
Outcome: Availability/accessibility
Matrix Code: Public Housing Modernization (14C) **National Objective:** LMH

Initial Funding Date: 11/24/2015

Description:
 Rehabilitation of housing unit to create a UFASADA compliant dwellings for individuals with disabilities.

Financing

	Fund Type	Grant Year	Grant	Funded Amount	Drawn In Program Year	Drawn Thru Program Year
CDBG	EN	2015	B15UC510001	\$43,794.10	\$43,794.10	\$43,794.10
Total	Total			\$43,794.10	\$43,794.10	\$43,794.10

Proposed Accomplishments

Housing Units : 1

Actual Accomplishments

<i>Number assisted:</i>	Owner		Renter		Total		Person	
	Total	Hispanic	Total	Hispanic	Total	Hispanic	Total	Hispanic
White:	0	0	1	1	1	1	0	0
Black/African American:	0	0	0	0	0	0	0	0
Asian:	0	0	0	0	0	0	0	0
American Indian/Alaskan Native:	0	0	0	0	0	0	0	0
Native Hawaiian/Other Pacific Islander:	0	0	0	0	0	0	0	0
American Indian/Alaskan Native & White:	0	0	0	0	0	0	0	0
Asian White:	0	0	0	0	0	0	0	0
Black/African American & White:	0	0	0	0	0	0	0	0
American Indian/Alaskan Native & Black/African American:	0	0	0	0	0	0	0	0
Other multi-racial:	0	0	0	0	0	0	0	0
Asian/Pacific Islander:	0	0	0	0	0	0	0	0
Hispanic:	0	0	0	0	0	0	0	0
Total:	0	0	1	1	1	1	0	0
Female-headed Households:	0		0		0			



U.S. Department of Housing and Urban Development
 Office of Community Planning and Development
 Integrated Disbursement and Information System
 CDBG Activity Summary Report (GPR) for Program Year 2015
 FAIRFAX COUNTY

Date: 29-Aug-2016
 Time: 17:12
 Page: 78

Income Category:

	Owner	Renter	Total	Person
Extremely Low	0	1	1	0
Low Mod	0	0	0	0
Moderate	0	0	0	0
Non Low Moderate	0	0	0	0
Total	0	1	1	0
Percent Low/Mod		100.0%	100.0%	

Annual Accomplishments

Years	Accomplishment Narrative	# Benefitting
2015	Rehabilitation of housing unit to create a UFAS/ADA compliant dwellings for individuals with disabilities.	



U.S. Department of Housing and Urban Development
 Office of Community Planning and Development
 Integrated Disbursement and Information System
 CDBG Activity Summary Report (GPR) for Program Year 2015
 FAIRFAX COUNTY

Date: 29-Aug-2016
 Time: 17:12
 Page: 79

PGM Year: 2015
Project: 0014 - Special Needs Housing
IDIS Activity: 1185 - West Glade UFAS Improvements

Status: Completed 8/15/2016 12:00:00 AM
Location: Address Suppressed

Objective: Provide decent affordable housing
Outcome: Availability/accessibility
Matrix Code: Public Housing Modernization (14C) **National Objective:** LMH

Initial Funding Date: 11/24/2015

Description:
 Rehabilitation of housing units to create two UFASADA compliant dwellings for individuals with disabilities.

Financing

	Fund Type	Grant Year	Grant	Funded Amount	Drawn In Program Year	Drawn Thru Program Year
CDBG	EN	2015	B15UC510001	\$106,172.00	\$106,172.00	\$106,172.00
Total	Total			\$106,172.00	\$106,172.00	\$106,172.00

Proposed Accomplishments

Housing Units : 2

Actual Accomplishments

Number assisted:

	Owner		Renter		Total		Person	
	Total	Hispanic	Total	Hispanic	Total	Hispanic	Total	Hispanic
White:	0	0	2	0	2	0	0	0
Black/African American:	0	0	0	0	0	0	0	0
Asian:	0	0	0	0	0	0	0	0
American Indian/Alaskan Native:	0	0	0	0	0	0	0	0
Native Hawaiian/Other Pacific Islander:	0	0	0	0	0	0	0	0
American Indian/Alaskan Native & White:	0	0	0	0	0	0	0	0
Asian White:	0	0	0	0	0	0	0	0
Black/African American & White:	0	0	0	0	0	0	0	0
American Indian/Alaskan Native & Black/African American:	0	0	0	0	0	0	0	0
Other multi-racial:	0	0	0	0	0	0	0	0
Asian/Pacific Islander:	0	0	0	0	0	0	0	0
Hispanic:	0	0	0	0	0	0	0	0
Total:	0	0	2	0	2	0	0	0
Female-headed Households:	0		0		0			



U.S. Department of Housing and Urban Development
 Office of Community Planning and Development
 Integrated Disbursement and Information System
 CDBG Activity Summary Report (GPR) for Program Year 2015
 FAIRFAX COUNTY

Date: 29-Aug-2016
 Time: 17:12
 Page: 80

Income Category:

	Owner	Renter	Total	Person
Extremely Low	0	2	2	0
Low Mod	0	0	0	0
Moderate	0	0	0	0
Non Low Moderate	0	0	0	0
Total	0	2	2	0
Percent Low/Mod		100.0%	100.0%	

Annual Accomplishments

Years	Accomplishment Narrative	# Benefitting
2015	Modification of housing units to create two UFAS/ADA compliant dwellings for individuals with disabilities. Tenant selection underway as of June 20, 2016. Occupancy and closeout anticipated by August 30, 2016.	



U.S. Department of Housing and Urban Development
 Office of Community Planning and Development
 Integrated Disbursement and Information System
 CDBG Activity Summary Report (GPR) for Program Year 2015
 FAIRFAX COUNTY

Date: 29-Aug-2016
 Time: 17:12
 Page: 81

PGM Year: 2015
Project: 0010 - FCRHA Properties - Rehabilitation and/or Acquisition
IDIS Activity: 1186 - Greenwood Apartments - Electrical Panel Replacement

Status: Completed 7/26/2016 12:00:00 AM **Objective:** Create suitable living environments
Location: Address Suppressed **Outcome:** Sustainability
 Matrix Code: Public Housing Modernization (14C) **National Objective:** LMH

Initial Funding Date: 11/30/2015

Description:
 Replacement of 130 electrical panels to correct a design flaw that can result in overheating of circuit breakers.

Financing

	Fund Type	Grant Year	Grant	Funded Amount	Drawn In Program Year	Drawn Thru Program Year
CDBG	EN	2015	B15UC510001	\$99,699.60	\$66,579.00	\$66,579.00
Total	Total			\$99,699.60	\$66,579.00	\$66,579.00

Proposed Accomplishments

Housing Units : 130

Actual Accomplishments

Number assisted:

	Owner		Renter		Total		Person	
	Total	Hispanic	Total	Hispanic	Total	Hispanic	Total	Hispanic
White:	0	0	45	12	45	12	0	0
Black/African American:	0	0	36	0	36	0	0	0
Asian:	0	0	55	0	55	0	0	0
American Indian/Alaskan Native:	0	0	0	0	0	0	0	0
Native Hawaiian/Other Pacific Islander:	0	0	0	0	0	0	0	0
American Indian/Alaskan Native & White:	0	0	0	0	0	0	0	0
Asian White:	0	0	0	0	0	0	0	0
Black/African American & White:	0	0	0	0	0	0	0	0
American Indian/Alaskan Native & Black/African American:	0	0	0	0	0	0	0	0
Other multi-racial:	0	0	0	0	0	0	0	0
Asian/Pacific Islander:	0	0	0	0	0	0	0	0
Hispanic:	0	0	0	0	0	0	0	0
Total:	0	0	136	12	136	12	0	0
Female-headed Households:	0		0		0			



U.S. Department of Housing and Urban Development
 Office of Community Planning and Development
 Integrated Disbursement and Information System
 CDBG Activity Summary Report (GPR) for Program Year 2015
 FAIRFAX COUNTY

Date: 29-Aug-2016

Time: 17:12

Page: 82

Income Category:

	Owner	Renter	Total	Person
Extremely Low	0	121	121	0
Low Mod	0	12	12	0
Moderate	0	1	1	0
Non Low Moderate	0	2	2	0
Total	0	136	136	0
Percent Low/Mod		98.5%	98.5%	

Annual Accomplishments

Years	Accomplishment Narrative	# Benefitting
2015	Project substantially complete as of June 20, 2016. Pending completion of punchlist items. Final draw and Closeout anticipated by August 30, 2016.	



U.S. Department of Housing and Urban Development
 Office of Community Planning and Development
 Integrated Disbursement and Information System
 CDBG Activity Summary Report (GPR) for Program Year 2015
 FAIRFAX COUNTY

Date: 29-Aug-2016
 Time: 17:12
 Page: 83

PGM Year: 2015
Project: 0016 - HOME/CDBG Affordable Housing Request For Proposals
IDIS Activity: 1187 - Marian Homes - Wilson Street

Status: Completed 3/11/2016 12:00:00 AM
Location: Address Suppressed

Objective: Create suitable living environments
Outcome: Availability/accessibility
Matrix Code: Rehab; Multi-Unit Residential (14B) **National Objective:** LMH

Initial Funding Date: 12/03/2015

Description:

Acquisition of a single family property that will be converted to a 5-bedroom affordable residence for individuals with intellectual and physical disabilities. Home will provide barrier-free, community-based congregate group home living. Home will seek to provide opportunity to individuals transitioning from the Northern Virginia Training Center. All occupants will have income at or below 30% AMI.

Financing

	Fund Type	Grant Year	Grant	Funded Amount	Drawn In Program Year	Drawn Thru Program Year
CDBG	EN	2015	B15UC510001	\$540,000.00	\$540,000.00	\$540,000.00
Total	Total			\$540,000.00	\$540,000.00	\$540,000.00

Proposed Accomplishments

Housing Units : 1

Actual Accomplishments

Number assisted:

	Owner		Renter		Total		Person	
	Total	Hispanic	Total	Hispanic	Total	Hispanic	Total	Hispanic
White:	0	0	5	0	5	0	0	0
Black/African American:	0	0	0	0	0	0	0	0
Asian:	0	0	0	0	0	0	0	0
American Indian/Alaskan Native:	0	0	0	0	0	0	0	0
Native Hawaiian/Other Pacific Islander:	0	0	0	0	0	0	0	0
American Indian/Alaskan Native & White:	0	0	0	0	0	0	0	0
Asian White:	0	0	0	0	0	0	0	0
Black/African American & White:	0	0	0	0	0	0	0	0
American Indian/Alaskan Native & Black/African American:	0	0	0	0	0	0	0	0
Other multi-racial:	0	0	0	0	0	0	0	0
Asian/Pacific Islander:	0	0	0	0	0	0	0	0
Hispanic:	0	0	0	0	0	0	0	0
Total:	0	0	5	0	5	0	0	0



U.S. Department of Housing and Urban Development
 Office of Community Planning and Development
 Integrated Disbursement and Information System
 CDBG Activity Summary Report (GPR) for Program Year 2015
 FAIRFAX COUNTY

Date: 29-Aug-2016
 Time: 17:12
 Page: 84

Female-headed Households: 0 0 0

Income Category:

	Owner	Renter	Total	Person
Extremely Low	0	5	5	0
Low Mod	0	0	0	0
Moderate	0	0	0	0
Non Low Moderate	0	0	0	0
Total	0	5	5	0
Percent Low/Mod		100.0%	100.0%	

Annual Accomplishments

Years	Accomplishment Narrative	# Benefiting
2015	Acquisition of a single family property that will be converted to a 5-bedroom affordable residence for individuals with intellectual and physical disabilities. Home will provide barrier-free, community-based congregate group home living. Home will seek to provide opportunity to individuals transitioning from the Northern Virginia Training Center. All occupants will have income at or below 30% AMI.	



U.S. Department of Housing and Urban Development
 Office of Community Planning and Development
 Integrated Disbursement and Information System
 CDBG Activity Summary Report (GPR) for Program Year 2015
 FAIRFAX COUNTY

Date: 29-Aug-2016
 Time: 17:12
 Page: 85

PGM Year: 2015
Project: 0016 - HOME/CDBG Affordable Housing Request For Proposals
IDIS Activity: 1188 - Christian Relief Services- Gregory Drive

Status: Canceled 6/20/2016 12:00:00 AM
Location: Address Suppressed

Objective: Provide decent affordable housing
Outcome: Availability/accessibility
Matrix Code: Acquisition for Rehabilitation (14G) **National Objective:** LMH

Initial Funding Date: 12/22/2015

Description:
 Acquisition of a single-family home to provide affordable housing for individuals with mental illness and/or co-occurring mental illness and substance use disorder with incomes at or below 30% AMI.

Financing
 No data returned for this view. This might be because the applied filter excludes all data.

Proposed Accomplishments

Housing Units : 1

Actual Accomplishments

Number assisted:

	Owner		Renter		Total		Person	
	Total	Hispanic	Total	Hispanic	Total	Hispanic	Total	Hispanic
White:	0	0	0	0	0	0		0
Black/African American:	0	0	0	0	0	0	0	0
Asian:	0	0	0	0	0	0	0	0
American Indian/Alaskan Native:	0	0	0	0	0	0	0	0
Native Hawaiian/Other Pacific Islander:	0	0	0	0	0	0	0	0
American Indian/Alaskan Native & White:	0	0	0	0	0	0	0	0
Asian White:	0	0	0	0	0	0	0	0
Black/African American & White:	0	0	0	0	0	0	0	0
American Indian/Alaskan Native & Black/African American:	0	0	0	0	0	0	0	0
Other multi-racial:	0	0	0	0	0	0	0	0
Asian/Pacific Islander:	0	0	0	0	0	0	0	0



U.S. Department of Housing and Urban Development
 Office of Community Planning and Development
 Integrated Disbursement and Information System
 CDBG Activity Summary Report (GPR) for Program Year 2015
 FAIRFAX COUNTY

Date: 29-Aug-2016
 Time: 17:12
 Page: 86

Hispanic:	0	0	0	0	0	0	0	0	0
Total:	0	0	0	0	0	0	0	0	0
Female-headed Households:	0		0		0				

Income Category:

	Owner	Renter	Total	Person
Extremely Low	0	0	0	0
Low Mod	0	0	0	0
Moderate	0	0	0	0
Non Low Moderate	0	0	0	0
Total	0	0	0	0
Percent Low/Mod				

Annual Accomplishments

No data returned for this view. This might be because the applied filter excludes all data.



U.S. Department of Housing and Urban Development
 Office of Community Planning and Development
 Integrated Disbursement and Information System
 CDBG Activity Summary Report (GPR) for Program Year 2015
 FAIRFAX COUNTY

Date: 29-Aug-2016
 Time: 17:12
 Page: 87

PGM Year: 2015
Project: 0013 - CHDO Set-Aside
IDIS Activity: 1193 - Cornerstone Housing Corp- Sagewood

Status: Completed 5/10/2016 12:00:00 AM
Location: Address Suppressed

Objective: Provide decent affordable housing
Outcome: Affordability
Matrix Code: Acquisition for Rehabilitation (14G) **National Objective:** LMH

Initial Funding Date: 02/11/2016

Description:
 Acquisition of a one bedroom condominium to provide affordable housing to an elderly individual with income at or below 30% AMI.

Financing

	Fund Type	Grant Year	Grant	Funded Amount	Drawn In Program Year	Drawn Thru Program Year
CDBG	EN	2015	B15UC510001	\$104,000.00	\$104,000.00	\$104,000.00
Total	Total			\$104,000.00	\$104,000.00	\$104,000.00

Proposed Accomplishments

Housing Units : 1

Actual Accomplishments

Number assisted:

	Owner		Renter		Total		Person	
	Total	Hispanic	Total	Hispanic	Total	Hispanic	Total	Hispanic
White:	0	0	0	0	0	0		0
Black/African American:	0	0	1	0	1	0	0	0
Asian:	0	0	0	0	0	0	0	0
American Indian/Alaskan Native:	0	0	0	0	0	0	0	0
Native Hawaiian/Other Pacific Islander:	0	0	0	0	0	0	0	0
American Indian/Alaskan Native & White:	0	0	0	0	0	0	0	0
Asian White:	0	0	0	0	0	0	0	0
Black/African American & White:	0	0	0	0	0	0	0	0
American Indian/Alaskan Native & Black/African American:	0	0	0	0	0	0	0	0
Other multi-racial:	0	0	0	0	0	0	0	0
Asian/Pacific Islander:	0	0	0	0	0	0	0	0
Hispanic:	0	0	0	0	0	0	0	0
Total:	0	0	1	0	1	0	0	0
Female-headed Households:	0		0		0			



U.S. Department of Housing and Urban Development
 Office of Community Planning and Development
 Integrated Disbursement and Information System
 CDBG Activity Summary Report (GPR) for Program Year 2015
 FAIRFAX COUNTY

Date: 29-Aug-2016
 Time: 17:12
 Page: 88

Income Category:

	Owner	Renter	Total	Person
Extremely Low	0	1	1	0
Low Mod	0	0	0	0
Moderate	0	0	0	0
Non Low Moderate	0	0	0	0
Total	0	1	1	0
Percent Low/Mod		100.0%	100.0%	

Annual Accomplishments

Years	Accomplishment Narrative	# Benefitting
2015	Acquisition of a one bedroom condominium to provide affordable housing to an elderly individual with income below 30% AMI.	



U.S. Department of Housing and Urban Development
 Office of Community Planning and Development
 Integrated Disbursement and Information System
 CDBG Activity Summary Report (GPR) for Program Year 2015
 FAIRFAX COUNTY

Date: 29-Aug-2016
 Time: 17:12
 Page: 89

PGM Year: 2015
Project: 0016 - HOME/CDBG Affordable Housing Request For Proposals
IDIS Activity: 1194 - Pathway Homes - Donnybrook #103

Status: Completed 6/22/2016 12:00:00 AM **Objective:** Provide decent affordable housing
Location: Address Suppressed **Outcome:** Affordability
Matrix Code: Acquisition for Rehabilitation (14G) **National Objective:** LMH

Initial Funding Date: 02/24/2016

Description:
 Acquisition of a one-bedroom condominium unit to provide housing that is affordable and services to an individual with disabilities having an income of 30%AMI or below.

Financing

	Fund Type	Grant Year	Grant	Funded Amount	Drawn In Program Year	Drawn Thru Program Year
CDBG	EN	2015	B15UC510001	\$3,691.00	\$3,691.00	\$3,691.00
Total	Total			\$3,691.00	\$3,691.00	\$3,691.00

Proposed Accomplishments

Housing Units : 1

Actual Accomplishments

Number assisted:

	Owner		Renter		Total		Person	
	Total	Hispanic	Total	Hispanic	Total	Hispanic	Total	Hispanic
White:	0	0	0	0	0	0		0
Black/African American:	0	0	1	0	1	0	0	0
Asian:	0	0	0	0	0	0	0	0
American Indian/Alaskan Native:	0	0	0	0	0	0	0	0
Native Hawaiian/Other Pacific Islander:	0	0	0	0	0	0	0	0
American Indian/Alaskan Native & White:	0	0	0	0	0	0	0	0
Asian White:	0	0	0	0	0	0	0	0
Black/African American & White:	0	0	0	0	0	0	0	0
American Indian/Alaskan Native & Black/African American:	0	0	0	0	0	0	0	0
Other multi-racial:	0	0	0	0	0	0	0	0
Asian/Pacific Islander:	0	0	0	0	0	0	0	0
Hispanic:	0	0	0	0	0	0	0	0
Total:	0	0	1	0	1	0	0	0
Female-headed Households:	0		0		0			



U.S. Department of Housing and Urban Development
 Office of Community Planning and Development
 Integrated Disbursement and Information System
 CDBG Activity Summary Report (GPR) for Program Year 2015
 FAIRFAX COUNTY

Date: 29-Aug-2016
 Time: 17:12
 Page: 90

Income Category:

	Owner	Renter	Total	Person
Extremely Low	0	1	1	0
Low Mod	0	0	0	0
Moderate	0	0	0	0
Non Low Moderate	0	0	0	0
Total	0	1	1	0
Percent Low/Mod		100.0%	100.0%	

Annual Accomplishments

Years	Accomplishment Narrative	# Benefitting
2015	Acquisition of a one-bedroom condominium unit to provide housing that is affordable and services to an individual with disabilities having an income of 30%AMI or below.	



U.S. Department of Housing and Urban Development
 Office of Community Planning and Development
 Integrated Disbursement and Information System
 CDBG Activity Summary Report (GPR) for Program Year 2015
 FAIRFAX COUNTY

Date: 29-Aug-2016
 Time: 17:12
 Page: 91

PGM Year: 2015
Project: 0016 - HOME/CDBG Affordable Housing Request For Proposals
IDIS Activity: 1196 - Pathway Homes - Bloomfield Drive #1

Status: Completed 6/2/2016 12:00:00 AM **Objective:** Provide decent affordable housing
Location: Address Suppressed **Outcome:** Affordability
Matrix Code: Acquisition for Rehabilitation (14G) **National Objective:** LMH

Initial Funding Date: 03/04/2016

Description:
 Acquisition of a one-bedroom condominium unit to provide housing that is affordable and services to an individual with disabilities having an income of 30%AMI or below.

Financing

	Fund Type	Grant Year	Grant	Funded Amount	Drawn In Program Year	Drawn Thru Program Year
CDBG	EN	2015	B15UC510001	\$72,309.00	\$72,309.00	\$72,309.00
Total	Total			\$72,309.00	\$72,309.00	\$72,309.00

Proposed Accomplishments

Housing Units : 1

Actual Accomplishments

Number assisted:

	Owner		Renter		Total		Person	
	Total	Hispanic	Total	Hispanic	Total	Hispanic	Total	Hispanic
White:	0	0	0	0	0	0		0
Black/African American:	0	0	1	0	1	0	0	0
Asian:	0	0	0	0	0	0	0	0
American Indian/Alaskan Native:	0	0	0	0	0	0	0	0
Native Hawaiian/Other Pacific Islander:	0	0	0	0	0	0	0	0
American Indian/Alaskan Native & White:	0	0	0	0	0	0	0	0
Asian White:	0	0	0	0	0	0	0	0
Black/African American & White:	0	0	0	0	0	0	0	0
American Indian/Alaskan Native & Black/African American:	0	0	0	0	0	0	0	0
Other multi-racial:	0	0	0	0	0	0	0	0
Asian/Pacific Islander:	0	0	0	0	0	0	0	0
Hispanic:	0	0	0	0	0	0	0	0
Total:	0	0	1	0	1	0	0	0
Female-headed Households:	0		0		0			



U.S. Department of Housing and Urban Development
 Office of Community Planning and Development
 Integrated Disbursement and Information System
 CDBG Activity Summary Report (GPR) for Program Year 2015
 FAIRFAX COUNTY

Date: 29-Aug-2016
 Time: 17:12
 Page: 92

Income Category:

	Owner	Renter	Total	Person
Extremely Low	0	1	1	0
Low Mod	0	0	0	0
Moderate	0	0	0	0
Non Low Moderate	0	0	0	0
Total	0	1	1	0
Percent Low/Mod		100.0%	100.0%	

Annual Accomplishments

Years	Accomplishment Narrative	# Benefitting
2015	Acquisition of a one-bedroom condominium unit to provide housing that is affordable and services to an individual with disabilities having an income of 30%AMI or below.	



U.S. Department of Housing and Urban Development
 Office of Community Planning and Development
 Integrated Disbursement and Information System
 CDBG Activity Summary Report (GPR) for Program Year 2015
 FAIRFAX COUNTY

Date: 29-Aug-2016
 Time: 17:12
 Page: 93

PGM Year: 2015
Project: 0016 - HOME/CDBG Affordable Housing Request For Proposals
IDIS Activity: 1197 - Pathway Homes - Village Green #B

Status: Completed 6/2/2016 12:00:00 AM **Objective:** Provide decent affordable housing
Location: Address Suppressed **Outcome:** Affordability
Matrix Code: Acquisition for Rehabilitation (14G) **National Objective:** LMH

Initial Funding Date: 03/04/2016

Description:
 Acquisition of a one-bedroom condominium unit to provide housing that is affordable and services to an individual with disabilities having an income of 30%AMI or below.

Financing

	Fund Type	Grant Year	Grant	Funded Amount	Drawn In Program Year	Drawn Thru Program Year
CDBG	EN	2015	B15UC510001	\$132,000.00	\$132,000.00	\$132,000.00
Total	Total			\$132,000.00	\$132,000.00	\$132,000.00

Proposed Accomplishments

Housing Units : 1

Actual Accomplishments

Number assisted:

	Owner		Renter		Total		Person	
	Total	Hispanic	Total	Hispanic	Total	Hispanic	Total	Hispanic
White:	0	0	1	0	1	0	0	0
Black/African American:	0	0	0	0	0	0	0	0
Asian:	0	0	0	0	0	0	0	0
American Indian/Alaskan Native:	0	0	0	0	0	0	0	0
Native Hawaiian/Other Pacific Islander:	0	0	0	0	0	0	0	0
American Indian/Alaskan Native & White:	0	0	0	0	0	0	0	0
Asian White:	0	0	0	0	0	0	0	0
Black/African American & White:	0	0	0	0	0	0	0	0
American Indian/Alaskan Native & Black/African American:	0	0	0	0	0	0	0	0
Other multi-racial:	0	0	0	0	0	0	0	0
Asian/Pacific Islander:	0	0	0	0	0	0	0	0
Hispanic:	0	0	0	0	0	0	0	0
Total:	0	0	1	0	1	0	0	0
Female-headed Households:	0		0		0			



U.S. Department of Housing and Urban Development
 Office of Community Planning and Development
 Integrated Disbursement and Information System
 CDBG Activity Summary Report (GPR) for Program Year 2015
 FAIRFAX COUNTY

Date: 29-Aug-2016

Time: 17:12

Page: 94

Income Category:

	Owner	Renter	Total	Person
Extremely Low	0	1	1	0
Low Mod	0	0	0	0
Moderate	0	0	0	0
Non Low Moderate	0	0	0	0
Total	0	1	1	0
Percent Low/Mod		100.0%	100.0%	

Annual Accomplishments

Years	Accomplishment Narrative	# Benefiting
2015	Acquisition of a one-bedroom condominium unit to provide housing that is affordable and services to an individual with disabilities having an income of 30%AMI or below.	



U.S. Department of Housing and Urban Development
 Office of Community Planning and Development
 Integrated Disbursement and Information System
 CDBG Activity Summary Report (GPR) for Program Year 2015
 FAIRFAX COUNTY

Date: 29-Aug-2016
 Time: 17:12
 Page: 95

PGM Year: 2015
Project: 0016 - HOME/CDBG Affordable Housing Request For Proposals
IDIS Activity: 1198 - Good Shepherd Housing - Pembroke Village #103

Status: Completed 6/22/2016 12:00:00 AM **Objective:** Provide decent affordable housing
Location: Address Suppressed **Outcome:** Affordability
Matrix Code: Acquisition for Rehabilitation (14G) **National Objective:** LMH

Initial Funding Date: 05/16/2016

Description:
 Acquisition of a 3 bedroom, 2 bathroom townhome to provide housing that is affordable to families with incomes at or below 50% AMI.

Financing

	Fund Type	Grant Year	Grant	Funded Amount	Drawn In Program Year	Drawn Thru Program Year
CDBG	EN	2015	B15UC510001	\$22,154.00	\$22,154.00	\$22,154.00
Total	Total			\$22,154.00	\$22,154.00	\$22,154.00

Proposed Accomplishments

Housing Units : 1

Actual Accomplishments

Number assisted:

	Owner		Renter		Total		Person	
	Total	Hispanic	Total	Hispanic	Total	Hispanic	Total	Hispanic
White:	0	0	0	0	0	0		0
Black/African American:	0	0	1	0	1	0	0	0
Asian:	0	0	0	0	0	0	0	0
American Indian/Alaskan Native:	0	0	0	0	0	0	0	0
Native Hawaiian/Other Pacific Islander:	0	0	0	0	0	0	0	0
American Indian/Alaskan Native & White:	0	0	0	0	0	0	0	0
Asian White:	0	0	0	0	0	0	0	0
Black/African American & White:	0	0	0	0	0	0	0	0
American Indian/Alaskan Native & Black/African American:	0	0	0	0	0	0	0	0
Other multi-racial:	0	0	0	0	0	0	0	0
Asian/Pacific Islander:	0	0	0	0	0	0	0	0
Hispanic:	0	0	0	0	0	0	0	0
Total:	0	0	1	0	1	0	0	0
Female-headed Households:	0		0		0			



U.S. Department of Housing and Urban Development
 Office of Community Planning and Development
 Integrated Disbursement and Information System
 CDBG Activity Summary Report (GPR) for Program Year 2015
 FAIRFAX COUNTY

Date: 29-Aug-2016
 Time: 17:12
 Page: 96

Income Category:

	Owner	Renter	Total	Person
Extremely Low	0	0	0	0
Low Mod	0	1	1	0
Moderate	0	0	0	0
Non Low Moderate	0	0	0	0
Total	0	1	1	0
Percent Low/Mod		100.0%	100.0%	

Annual Accomplishments

Years	Accomplishment Narrative	# Benefitting
2015	Acquisition of a 3 bedroom, 2 bathroom townhome to provide housing that is affordable to families with incomes at or below 50% AMI.	



U.S. Department of Housing and Urban Development
 Office of Community Planning and Development
 Integrated Disbursement and Information System
 CDBG Activity Summary Report (GPR) for Program Year 2015
 FAIRFAX COUNTY

Date: 29-Aug-2016
 Time: 17:12
 Page: 97

PGM Year: 2015
Project: 0006 - Affordable Housing Fund (CCFP)
IDIS Activity: 1199 - Good Shepherd Housing - Buckman Road Unit G

Status: Completed 6/22/2016 12:00:00 AM
Location: Address Suppressed

Objective: Provide decent affordable housing
Outcome: Affordability
Matrix Code: Acquisition for Rehabilitation (14G) **National Objective:** LMH

Initial Funding Date: 05/16/2016

Description:
 Acquisition of a 2 bedroom, 2 bathroom condominium to provide housing that is affordable to families with incomes at or below 50% AMI.

Financing

	Fund Type	Grant Year	Grant	Funded Amount	Drawn In Program Year	Drawn Thru Program Year
CDBG	EN	2015	B15UC510001	\$140,000.00	\$140,000.00	\$140,000.00
Total	Total			\$140,000.00	\$140,000.00	\$140,000.00

Proposed Accomplishments

Housing Units : 1

Actual Accomplishments

Number assisted:

	Owner		Renter		Total		Person	
	Total	Hispanic	Total	Hispanic	Total	Hispanic	Total	Hispanic
White:	0	0	0	0	0	0		0
Black/African American:	0	0	1	0	1	0	0	0
Asian:	0	0	0	0	0	0	0	0
American Indian/Alaskan Native:	0	0	0	0	0	0	0	0
Native Hawaiian/Other Pacific Islander:	0	0	0	0	0	0	0	0
American Indian/Alaskan Native & White:	0	0	0	0	0	0	0	0
Asian White:	0	0	0	0	0	0	0	0
Black/African American & White:	0	0	0	0	0	0	0	0
American Indian/Alaskan Native & Black/African American:	0	0	0	0	0	0	0	0
Other multi-racial:	0	0	0	0	0	0	0	0
Asian/Pacific Islander:	0	0	0	0	0	0	0	0
Hispanic:	0	0	0	0	0	0	0	0
Total:	0	0	1	0	1	0	0	0
Female-headed Households:	0		0		0			



U.S. Department of Housing and Urban Development
 Office of Community Planning and Development
 Integrated Disbursement and Information System
 CDBG Activity Summary Report (GPR) for Program Year 2015
 FAIRFAX COUNTY

Date: 29-Aug-2016
 Time: 17:12
 Page: 98

Income Category:

	Owner	Renter	Total	Person
Extremely Low	0	0	0	0
Low Mod	0	1	1	0
Moderate	0	0	0	0
Non Low Moderate	0	0	0	0
Total	0	1	1	0
Percent Low/Mod		100.0%	100.0%	

Annual Accomplishments

Years	Accomplishment Narrative	# Benefitting
2015	Acquisition of a 2 bedroom, 2 bathroom condominium to provide housing that is affordable to families with incomes at or below 50% AMI.	



U.S. Department of Housing and Urban Development
Office of Community Planning and Development
Integrated Disbursement and Information System
CDBG Activity Summary Report (GPR) for Program Year 2015
FAIRFAX COUNTY

Date: 29-Aug-2016

Time: 17:12

Page: 99

Total Funded Amount:	\$11,869,593.12
Total Drawn Thru Program Year:	\$10,455,344.77
Total Drawn In Program Year:	\$6,076,784.29



U.S. Department of Housing and Urban Development
 Office of Community Planning and Development
 Integrated Disbursement and Information System
 CDBG Summary of Accomplishments
 Program Year: 2015

DATE: 08-29-16
 TIME: 17:20
 PAGE: 1

FAIRFAX COUNTY

Count of CDBG Activities with Disbursements by Activity Group & Matrix Code

Activity Group	Activity Category	Open Count	Open Activities Disbursed	Completed Count	Completed Activities Disbursed	Program Year Count	Total Activities Disbursed
Acquisition	Relocation (08)	1	\$0.00	1	\$0.00	2	\$0.00
	Total Acquisition	1	\$0.00	1	\$0.00	2	\$0.00
Housing	Direct Homeownership Assistance (13)	2	\$528,011.95	1	\$140,397.44	3	\$668,409.39
	Rehab; Single-Unit Residential (14A)	2	\$177,434.99	1	\$0.00	3	\$177,434.99
	Rehab; Multi-Unit Residential (14B)	0	\$0.00	3	\$1,101,271.00	3	\$1,101,271.00
	Public Housing Modernization (14C)	0	\$0.00	6	\$332,278.91	6	\$332,278.91
	Rehab; Other Publicly-Owned Residential Buildings (14D)	1	\$150,813.83	2	\$78,562.20	3	\$229,376.03
	Energy Efficiency Improvements (14F)	0	\$0.00	1	\$231,500.00	1	\$231,500.00
	Acquisition for Rehabilitation (14G)	0	\$0.00	8	\$742,965.00	8	\$742,965.00
	Total Housing	5	\$856,260.77	22	\$2,626,974.55	27	\$3,483,235.32
Public Facilities and Improvements	Public Facilities and Improvement (General) (03)	1	\$40,867.00	0	\$0.00	1	\$40,867.00
	Total Public Facilities and Improvements	1	\$40,867.00	0	\$0.00	1	\$40,867.00
Public Services	Public Services (General) (05)	1	\$310,000.00	4	\$400,000.00	5	\$710,000.00
	Subsistence Payment (05Q)	1	\$15,561.00	1	\$15,250.00	2	\$30,811.00
	Total Public Services	2	\$325,561.00	5	\$415,250.00	7	\$740,811.00
General Administration and Planning	Planning (20)	3	\$171,610.63	0	\$0.00	3	\$171,610.63
	General Program Administration (21A)	2	\$385,800.61	1	\$46,189.24	3	\$431,989.85
	Fair Housing Activities (subject to 20% Admin Cap) (21D)	2	\$74,637.94	1	\$0.00	3	\$74,637.94
	Total General Administration and Planning	7	\$632,049.18	2	\$46,189.24	9	\$678,238.42
Repayment of Section 108 Loans	Planned Repayment of Section 108 Loan Principal (19F)	1	\$1,019,080.61	1	\$114,551.94	2	\$1,133,632.55
	Total Repayment of Section 108 Loans	1	\$1,019,080.61	1	\$114,551.94	2	\$1,133,632.55
Grand Total		17	\$2,873,818.56	31	\$3,202,965.73	48	\$6,076,784.29



U.S. Department of Housing and Urban Development
 Office of Community Planning and Development
 Integrated Disbursement and Information System
 CDBG Summary of Accomplishments
 Program Year: 2015

DATE: 08-29-16
 TIME: 17:20
 PAGE: 2

FAIRFAX COUNTY

CDBG Sum of Actual Accomplishments by Activity Group and Accomplishment Type

Activity Group	Matrix Code	Accomplishment Type	Open Count	Completed Count	Program Year Totals
Acquisition	Relocation (08)	Households	169	14	183
	Total Acquisition		169	14	183
Housing	Direct Homeownership Assistance (13)	Households	27	42	69
	Rehab; Single-Unit Residential (14A)	Housing Units	329	17	346
	Rehab; Multi-Unit Residential (14B)	Housing Units	0	12	12
	Public Housing Modernization (14C)	Housing Units	0	189	189
	Rehab; Other Publicly-Owned Residential Buildings (14D)	Housing Units	0	24	24
	Energy Efficiency Improvements (14F)	Housing Units	0	22	22
	Acquisition for Rehabilitation (14G)	Housing Units	0	8	8
	Total Housing		356	314	670
Public Facilities and Improvements	Public Facilities and Improvement (General) (03)	Housing Units	0	0	0
	Total Public Facilities and Improvements		0	0	0
Public Services	Public Services (General) (05)	Persons	395	583	978
	Subsistence Payment (05Q)	Persons	1,114	1,060	2,174
	Total Public Services		1,509	1,643	3,152
Grand Total			2,034	1,971	4,005



FAIRFAX COUNTY

CDBG Beneficiaries by Racial / Ethnic Category

Housing-Non Housing	Race	Total Persons	Total Hispanic		Total Hispanic Households
			Persons	Total Households	
Housing	White	0	0	305	41
	Black/African American	0	0	174	2
	Asian	0	0	176	2
	American Indian/Alaskan Native	0	0	1	1
	Black/African American & White	0	0	3	1
	Other multi-racial	0	0	11	0
	Total Housing		0	0	670
Non Housing	White	591	187	98	9
	Black/African American	2,093	13	34	0
	Asian	48	0	36	0
	American Indian/Alaskan Native	8	0	0	0
	Asian & White	4	0	13	0
	Black/African American & White	3	0	0	0
	Other multi-racial	405	243	2	0
Total Non Housing		3,152	443	183	9
Grand Total	White	591	187	403	50
	Black/African American	2,093	13	208	2
	Asian	48	0	212	2
	American Indian/Alaskan Native	8	0	1	1
	Asian & White	4	0	13	0
	Black/African American & White	3	0	3	1
	Other multi-racial	405	243	13	0
Total Grand Total		3,152	443	853	56



FAIRFAX COUNTY

CDBG Beneficiaries by Income Category

	Income Levels	Owner Occupied	Renter Occupied	Persons
Housing	Extremely Low (<=30%)	69	142	0
	Low (>30% and <=50%)	53	16	0
	Mod (>50% and <=80%)	8	1	0
	Total Low-Mod	130	159	0
	Non Low-Mod (>80%)	0	2	0
	Total Beneficiaries		130	161
Non Housing	Extremely Low (<=30%)	0	0	1,386
	Low (>30% and <=50%)	0	0	261
	Mod (>50% and <=80%)	0	0	50
	Total Low-Mod	0	0	1,697
	Non Low-Mod (>80%)	0	0	0
	Total Beneficiaries		0	0



FAIRFAX COUNTY
 Home Disbursements and Unit Completions

Activity Type	Disbursed Amount	Units Completed	Units Occupied
Rentals	\$1,050,705.39	29	29
TBRA Families	\$606,702.57	49	49
Total, Rentals and TBRA	\$1,657,407.96	78	78
Grand Total	\$1,657,407.96	78	78

Home Unit Completions by Percent of Area Median Income

Activity Type	Units Completed				
	0% - 30%	31% - 50%	61% - 80%	Total 0% - 60%	Total 0% - 80%
Rentals	16	11	2	27	29
TBRA Families	46	3	0	49	49
Total, Rentals and TBRA	62	14	2	76	78
Grand Total	62	14	2	76	78

Home Unit Reported As Vacant

Activity Type	Reported as Vacant
Rentals	0
TBRA Families	0
Total, Rentals and TBRA	0
Grand Total	0



FAIRFAX COUNTY

Home Unit Completions by Racial / Ethnic Category

	Rentals		TBRA Families	
	Units Completed	Units Completed - Hispanics	Units Completed	Units Completed - Hispanics
White	7	2	13	2
Black/African American	21	0	29	0
Asian	1	0	5	0
Asian & White	0	0	1	0
Other multi-racial	0	0	1	0
Total	29	2	49	2

	Total, Rentals and TBRA		Grand Total	
	Units Completed	Units Completed - Hispanics	Units Completed	Units Completed - Hispanics
White	20	4	20	4
Black/African American	50	0	50	0
Asian	6	0	6	0
Asian & White	1	0	1	0
Other multi-racial	1	0	1	0
Total	78	4	78	4

U.S. DEPARTMENT OF HOUSING AND URBAN
DEVELOPMENT
OFFICE OF COMMUNITY PLANNING AND DEVELOPMENT
PR06 - Summary of Consolidated Plan Projects for Report
Year

DATE: 8/29/2016
TIME: 5:09:03 PM
PAGE: 1/10

IDIS

Plan IDIS Year Project	Project Title and Description	Program	Project Estimate	Committed Amount	Amount Drawn Thru Report Year
2015 1	Section 108 Loan Payments	Annual payments on six loans under Section 108 of CDBG the Housing and Community Development Act of 1974, as amended. Funding through five of the loans has been used by the FCRHA for affordable housing development and preservation, and for the reconstruction of Washington Plaza in Reston, and the payment amount includes a portion for a loan to fund affordable housing preservation and Olley Glen. The sixth loan, to the county, was used for road and storm drainage improvements in five Conservation Areas: Bailey's, Fairhaven, Gum Springs, James Lee, and Jefferson Manor. Loan applications were approved by the Board of Supervisors, who pledged future CDBG funds for the payment of annual interest and principal premiums due on the notes.	\$1,178,432.00	\$1,064,155.00	\$1,019,080.61
2	Fair Housing	Funding to support the county's Human Rights Commission to contract for fair housing testing, to conduct fair housing outreach and education activities in the housing market and to investigate fair housing complaints. In addition funds will be used for activities that affirmatively further fair housing for FCRHA clients and at FCRHA properties and the preparation of an Analysis of Impediments.	\$140,144.00	\$105,000.00	\$65,650.00
		HOME	\$35,601.00	\$35,796.00	\$23,691.11
3	Planning	Continued funding to provide for planning and implementation of the county's housing and community development programs. Funding is required to meet CDBG and HOME regulations, local procedures, to prepare and process the county's Consolidated Plan and related citizen participation and public input processes, prepare community plans and implement housing and community development projects, as well as identifying and pursuing other non-entitlement funding to implement projects. Planning will include FCRHA activities that will affirmatively further fair housing.	\$441,898.00	\$125,000.00	\$30,000.00

U.S. DEPARTMENT OF HOUSING AND URBAN
DEVELOPMENT
OFFICE OF COMMUNITY PLANNING AND DEVELOPMENT
PR06 - Summary of Consolidated Plan Projects for Report
Year

DATE: 8/29/2016
TIME: 5:09:03 PM
PAGE: 2/10

IDIS

Plan IDIS Year Project	Project Title and Description	Program	Amount Available to Draw	Amount Drawn in Report Year
2015 1	Section 108 Loan Payments	Annual payments on six loans under Section 108 of CDBG the Housing and Community Development Act of 1974, as amended. Funding through five of the loans has been used by the FCRHA for affordable housing development and preservation, and for the reconstruction of Washington Plaza in Reston, and the payment amount includes a portion for a loan to fund affordable housing preservation and Olley Glen. The sixth loan, to the county, was used for road and storm drainage improvements in five Conservation Areas: Bailey's, Fairhaven, Gum Springs, James Lee, and Jefferson Manor. Loan applications were approved by the Board of Supervisors, who pledged future CDBG funds for the payment of annual interest and principal premiums due on the notes.	\$45,074.39	\$1,019,080.61
2	Fair Housing	Funding to support the county's Human Rights Commission to contract for fair housing testing, to conduct fair housing outreach and education activities in the housing market and to investigate fair housing complaints. In addition funds will be used for activities that affirmatively further fair housing for FCRHA clients and at FCRHA properties and the preparation of an Analysis of Impediments.	\$39,350.00	\$65,650.00
		HOME	\$12,104.89	\$23,691.11
3	Planning	Continued funding to provide for planning and implementation of the county's housing and community development programs. Funding is required to meet CDBG and HOME regulations, local procedures, to prepare and process the county's Consolidated Plan and related citizen participation and public input processes, prepare community plans and implement housing and community development projects, as well as identifying and pursuing other non-entitlement funding to implement projects. Planning will include FCRHA activities that will affirmatively further fair housing.	\$95,000.00	\$30,000.00

U.S. DEPARTMENT OF HOUSING AND URBAN
DEVELOPMENT
OFFICE OF COMMUNITY PLANNING AND DEVELOPMENT
PR06 - Summary of Consolidated Plan Projects for Report
Year

DATE: 8/29/2016
TIME: 5:09:03 PM
PAGE: 3/10

IDIS

Plan IDIS Year Project	Project Title and Description	Program	Project Estimate	Committed Amount	Amount Drawn Thru Report Year
2015 4	General Administration	CDBG	\$447,200.00	\$155,000.00	\$30,000.00
5	HOME Administration	HOME	\$265,189.00	\$119,387.00	\$12,000.00
6	Affordable Housing Fund (CCFP)	CDBG	\$704,500.00	\$286,132.00	\$286,132.00

U.S. DEPARTMENT OF HOUSING AND URBAN
DEVELOPMENT
OFFICE OF COMMUNITY PLANNING AND DEVELOPMENT
PR06 - Summary of Consolidated Plan Projects for Report
Year

DATE: 8/29/2016
TIME: 5:09:03 PM
PAGE: 4/10

IDIS

Plan IDIS Year Project	Project Title and Description	Program	Amount Available to Draw	Amount Drawn in Report Year
2015 4	General Administration	CDBG	\$125,000.00	\$30,000.00
5	HOME Administration	HOME	\$107,387.00	\$12,000.00
6	Affordable Housing Fund (CCFP)	CDBG	\$0.00	\$286,132.00

U.S. DEPARTMENT OF HOUSING AND URBAN
DEVELOPMENT
OFFICE OF COMMUNITY PLANNING AND DEVELOPMENT
PR06 - Summary of Consolidated Plan Projects for Report
Year

DATE: 8/29/2016
TIME: 5:09:03 PM
PAGE: 5/10

IDIS

Plan IDIS Year Project	Project Title and Description	Program	Project Estimate	Committed Amount	Amount Drawn Thru Report Year
2015 7	Targeted Public Services (CCFP)	CDBG	\$731,089.00	\$725,651.00	\$725,561.00
8	Home Repair for the Elderly	CDBG	\$329,893.00	\$0.00	\$0.00
9	Tenant Based Rental Assistance	HOME	\$787,676.00	\$816,428.32	\$606,702.57
10	FCRHA Properties - Rehabilitation and/or Acquisition	CDBG	\$317,865.00	\$99,699.60	\$66,579.00
		HOME	\$433,907.00	\$0.00	\$0.00

U.S. DEPARTMENT OF HOUSING AND URBAN
DEVELOPMENT
OFFICE OF COMMUNITY PLANNING AND DEVELOPMENT
PR06 - Summary of Consolidated Plan Projects for Report
Year

DATE: 8/29/2016
TIME: 5:09:03 PM
PAGE: 6/10

IDIS

Plan IDIS Year Project	Project Title and Description	Program	Amount Available to Draw	Amount Drawn in Report Year
2015 7	Targeted Public Services (CCFP)	CDBG	\$90.00	\$725,561.00
8	Home Repair for the Elderly	CDBG	\$0.00	\$0.00
9	Tenant Based Rental Assistance	HOME	\$209,725.75	\$606,702.57
10	FCRHA Properties - Rehabilitation and/or Acquisition	CDBG	\$33,120.60	\$66,579.00
		HOME	\$0.00	\$0.00

U.S. DEPARTMENT OF HOUSING AND URBAN
DEVELOPMENT
OFFICE OF COMMUNITY PLANNING AND DEVELOPMENT
PR06 - Summary of Consolidated Plan Projects for Report
Year

DATE: 8/29/2016
TIME: 5:09:03 PM
PAGE: 7/10

IDIS

Plan IDIS Year Project	Project Title and Description	Program	Project Estimate	Committed Amount	Amount Drawn Thru Report Year	
2015 11	Homeownership Program	Proposed funding provides for salaries and fringe benefits to support full-time positions involved in homeownership activities. The positions provide support to the First-Time Homebuyer Program. Duties include application intake/data entry, waiting list maintenance, application processing, certifying applicant eligibility, marketing and conducting drawings for new and resale units, establishing resale prices, monitoring second trust loans, conducting required annual occupancy certifications, dissemination of program information, providing educational programs and/or counseling for applicants/homeowners and financial assistance (when available) to homebuyers.	CDBG	\$536,847.00	\$346,045.78	\$151,669.55
12	Relocation Program	Provision of relocation benefits to residents of FCRHA owned property as needed to facilitate rehabilitation of housing units. Funding may also be used to support staff to provide federally mandated relocation and advisory services or reviews and technical assistance for CDBG and HOME funded non-profit development.	CDBG	\$100,000.00	\$0.00	\$0.00
13	CHDO Set-Aside	The federal HOME regulations require that a minimum of 15% of the total HOME grant be set-aside for investment in housing to be developed, sponsored, or owned by nonprofit groups, which have been certified as Community Housing Development Organizations (CHDOs). CHDO set-aside activities will serve to either preserve, acquire and rehabilitate existing affordable housing or develop additional affordable housing units for low-income homebuyers and renters.	CDBG	\$0.00	\$104,000.00	\$104,000.00
			HOME	\$214,775.00	\$26,000.00	\$26,000.00
14	Special Needs Housing	Development, preservation, acquisition, modification and rehabilitation of housing and facilities to serve a special needs population as defined by the Housing Blueprint including those who are homeless, those with disabilities, low income elderly, large families with severely limited housing options, those who are severely rent burdened and victims of domestic violence.	CDBG	\$312,212.00	\$242,166.87	\$237,166.87
			HOME	\$639,193.00	\$0.00	\$0.00

U.S. DEPARTMENT OF HOUSING AND URBAN
DEVELOPMENT
OFFICE OF COMMUNITY PLANNING AND DEVELOPMENT
PR06 - Summary of Consolidated Plan Projects for Report
Year

DATE: 8/29/2016
TIME: 5:09:03 PM
PAGE: 8/10

IDIS

Plan IDIS Year Project	Project Title and Description	Program	Amount Available to Draw	Amount Drawn in Report Year
2015 11	Homeownership Program	CDBG	\$194,376.23	\$151,669.55
12	Relocation Program	CDBG	\$0.00	\$0.00
13	CHDO Set-Aside	CDBG	\$0.00	\$104,000.00
		HOME	\$0.00	\$26,000.00
14	Special Needs Housing	CDBG	\$5,000.00	\$237,166.87
		HOME	\$0.00	\$0.00

U.S. DEPARTMENT OF HOUSING AND URBAN
DEVELOPMENT
OFFICE OF COMMUNITY PLANNING AND DEVELOPMENT
PR06 - Summary of Consolidated Plan Projects for Report
Year

DATE: 8/29/2016
TIME: 5:09:03 PM
PAGE: 9/10

IDIS

Plan IDIS Year Project	Project Title and Description	Program	Project Estimate	Committed Amount	Amount Drawn Thru Report Year
2015 15	Emergency Solutions Grant	The Emergency Solutions Grant program under the HESG HEARTH Act has a greater emphasis on using funding to prevent homelessness and to rapidly re-house persons and families who become homeless. Funds will be used to support all eligible Emergency Solutions Grant Program activities.	\$431,214.00	\$431,214.00	\$0.00
16	HOME/CDBG Affordable Housing Request For Proposals	The FY 2016 HOME/CDBG Affordable Housing Request for Proposal will serve to preserve, acquire, rehabilitate existing affordable housing or develop additional affordable housing units for low-income homebuyers and renters. Notice of funding availability will coincide with the availability of CHDO funding.			
		CDBG	\$0.00	\$770,154.00	\$770,154.00
		HOME	\$0.00	\$315,346.00	\$668,037.00

U.S. DEPARTMENT OF HOUSING AND URBAN
DEVELOPMENT
OFFICE OF COMMUNITY PLANNING AND DEVELOPMENT
PR06 - Summary of Consolidated Plan Projects for Report
Year

DATE: 8/29/2016
TIME: 5:09:03 PM
PAGE: 10/10

IDIS

Plan IDIS Year Project	Project Title and Description	Program	Amount Available to Draw	Amount Drawn in Report Year
2015 15	Emergency Solutions Grant	The Emergency Solutions Grant program under the HESG HEARTH Act has a greater emphasis on using funding to prevent homelessness and to rapidly re-house persons and families who become homeless. Funds will be used to support all eligible Emergency Solutions Grant Program activities.	\$431,214.00	\$0.00
16	HOME/CDBG Affordable Housing Request For Proposals	The FY 2016 HOME/CDBG Affordable Housing Request for Proposal will serve to preserve, acquire, rehabilitate existing affordable housing or develop additional affordable housing units for low-income homebuyers and renters. Notice of funding availability will coincide with the availability of CHDO funding.	\$0.00	\$770,154.00
		CDBG		
		HOME	(\$352,691.00)	\$668,037.00

Totals for all Areas

Number of new businesses assisted	0
Number of existing businesses assisted	0
Number of jobs created or retained in area	0
Amount of funds leveraged	0
Number of LMI persons assisted	
By direct benefit activities	0
By area benefit activities	0
Number of LMI households assisted	0
Number of acres of brownfields remediated	0
Number with new access to public facilities/improvements	0
Number of business facades/buildings rehabilitated	0
Slum/blight demolition	0

IDIS - PR81

FAIRFAX
COUNTY

U.S. Department of Housing and Urban Development
Office of Community Planning and Development
Integrated Disbursement and Information System
ESG Performance Measures Report
Program Year FAIRFAX COUNTY,VA

DATE: 08-29-16
TIME: 17:29
PAGE: 1

Objectives/Outcomes Legend:

- 1/1 = Enhanced Suitable Living Through Improved Accessibility
- 1/2 = Enhanced Suitable Living Through Improved Affordability
- 1/3 = Enhanced Suitable Living Through Improved Sustainability

- 2/1 = Created Decent Housing With Improved Accessibility
- 2/2 = Created Decent Housing With Improved Affordability
- 2/3 = Created Decent Housing With Improved Sustainability

- 3/1 = Provided Economic Opportunity Through Improved Accessibility
- 3/2 = Provided Economic Opportunity Through Improved Affordability
- 3/3 = Provided Economic Opportunity Through Improved Sustainability

Community Based

Objectives/Outcomes	Persons	ESG Dollars	Other Federal			Fees	Other
			Funds	Local Government	Private		
1/1	0	\$0	\$0	\$0	\$0	\$0	\$0
1/2	0	\$0	\$0	\$0	\$0	\$0	\$0
1/3	0	\$0	\$0	\$0	\$0	\$0	\$0
Sub-Totals	0	\$0	\$0	\$0	\$0	\$0	\$0
2/1	0	\$0	\$0	\$0	\$0	\$0	\$0
2/2	0	\$0	\$0	\$0	\$0	\$0	\$0
2/3	0	\$0	\$0	\$0	\$0	\$0	\$0
Sub-Totals	0	\$0	\$0	\$0	\$0	\$0	\$0
3/1	0	\$0	\$0	\$0	\$0	\$0	\$0
3/2	0	\$0	\$0	\$0	\$0	\$0	\$0
3/3	0	\$0	\$0	\$0	\$0	\$0	\$0
Sub-Totals	0	\$0	\$0	\$0	\$0	\$0	\$0
Totals	0	\$0	\$0	\$0	\$0	\$0	\$0

Faith Based Non-Profit

Objectives/Outcomes	Persons	ESG Dollars	Other Federal			Fees	Other
			Funds	Local Government	Private		
1/1	0	\$0	\$0	\$0	\$0	\$0	\$0
1/2	0	\$0	\$0	\$0	\$0	\$0	\$0
1/3	0	\$0	\$0	\$0	\$0	\$0	\$0
Sub-Totals	0	\$0	\$0	\$0	\$0	\$0	\$0
2/1	0	\$0	\$0	\$0	\$0	\$0	\$0
2/2	0	\$0	\$0	\$0	\$0	\$0	\$0
2/3	0	\$0	\$0	\$0	\$0	\$0	\$0
Sub-Totals	0	\$0	\$0	\$0	\$0	\$0	\$0
3/1	0	\$0	\$0	\$0	\$0	\$0	\$0
3/2	0	\$0	\$0	\$0	\$0	\$0	\$0
3/3	0	\$0	\$0	\$0	\$0	\$0	\$0
Sub-Totals	0	\$0	\$0	\$0	\$0	\$0	\$0
Totals	0	\$0	\$0	\$0	\$0	\$0	\$0

Other Non-Profit

Objectives/Outcomes	Persons	ESG Dollars	Other Federal			Fees	Other
			Funds	Local Government	Private		
1/1	0	\$0	\$0	\$0	\$0	\$0	\$0
1/2	0	\$0	\$0	\$0	\$0	\$0	\$0
1/3	0	\$0	\$0	\$0	\$0	\$0	\$0
Sub-Totals	0	\$0	\$0	\$0	\$0	\$0	\$0
2/1	0	\$0	\$0	\$0	\$0	\$0	\$0
2/2	0	\$0	\$0	\$0	\$0	\$0	\$0
2/3	0	\$0	\$0	\$0	\$0	\$0	\$0
Sub-Totals	0	\$0	\$0	\$0	\$0	\$0	\$0
3/1	0	\$0	\$0	\$0	\$0	\$0	\$0
3/2	0	\$0	\$0	\$0	\$0	\$0	\$0
3/3	0	\$0	\$0	\$0	\$0	\$0	\$0
Sub-Totals	0	\$0	\$0	\$0	\$0	\$0	\$0
Totals	0	\$0	\$0	\$0	\$0	\$0	\$0
Grand Totals	0	\$0	\$0	\$0	\$0	\$0	\$0

ESG Beneficiaries

Objectives/Outcomes	Emergency or Transitional Shelters		Non-Residential Services	Totals
	Annual Adults Served	Annual Children Served	Annual Number Served	
1/1	0	0	0	0
1/2	0	0	0	0
1/3	0	0	0	0
Sub-Totals	0	0	0	0
2/1	0	0	0	0
2/2	0	0	0	0
2/3	0	0	0	0
Sub-Totals	0	0	0	0
3/1	0	0	0	0
3/2	0	0	0	0
3/3	0	0	0	0
Sub-Totals	0	0	0	0
Totals	0	0	0	0

ESG Beneficiaries

Emergency or Transitional Shelter

Annual Number of Individual Households (Singles)

Objectives/Outcomes	Unaccompanied 18 and Over Male	Unaccompanied 18 and Over Female	Unaccompanied 18 and Over Totals	Unaccompanied Under 18 Male	Unaccompanied Under 18 Female	Unaccompanied Under 18 Totals
1/1	0	0	0	0	0	0
1/2	0	0	0	0	0	0
1/3	0	0	0	0	0	0
Sub-Totals	0	0	0	0	0	0
2/1	0	0	0	0	0	0
2/2	0	0	0	0	0	0
2/3	0	0	0	0	0	0
Sub-Totals	0	0	0	0	0	0
3/1	0	0	0	0	0	0
3/2	0	0	0	0	0	0
3/3	0	0	0	0	0	0
Sub-Totals	0	0	0	0	0	0
Totals	0	0	0	0	0	0

IDIS - PR81

FAIRFAX
COUNTY

U.S. Department of Housing and Urban Development
Office of Community Planning and Development
Integrated Disbursement and Information System
ESG Performance Measures Report
Program Year FAIRFAX COUNTY,VA

DATE: 08-29-16
TIME: 17:29
PAGE: 8

ESG Beneficiaries

Emergency or Transitional Shelter

Annual Number of Family Households with No Children

Objectives/Outcomes	Family with No Children Total
1/1	0
1/2	0
1/3	0
Sub-Totals	0
2/1	0
2/2	0
2/3	0
Sub-Totals	0
3/1	0
3/2	0
3/3	0
Sub-Totals	0
Totals	0

Grand Total ESG Beneficiaries: 0

Racial/Ethnic Characteristics

Annual Number Served. (Including Residential and Non-Residential Services)

Objectives/Outcomes	1/1		1/2		1/3	
	Totals	Hispanic	Totals	Hispanic	Totals	Hispanic
DO NOT USE INVALID	0	0	0	0	0	0
White	0	0	0	0	0	0
Black/African American	0	0	0	0	0	0
Asian	0	0	0	0	0	0
American Indian/Alaskan Native	0	0	0	0	0	0
Native Hawaiian/Other Pacific Islander	0	0	0	0	0	0
American Indian/Alaskan Native & White	0	0	0	0	0	0
Asian & White	0	0	0	0	0	0
Black/African American & White	0	0	0	0	0	0
Amer. Indian/Alaskan Native & Black/African Amer.	0	0	0	0	0	0
Other multi-racial	0	0	0	0	0	0
Asian/Pacific Islander (valid until 03-31-04)	0	0	0	0	0	0
Hispanic (valid until 03-31-04)	0	0	0	0	0	0
Sub-Totals	0	0	0	0	0	0

Racial/Ethnic Characteristics

Annual Number Served. (Including Residential and Non-Residential Services)

Objectives/Outcomes	2/1		2/2		2/3	
	Totals	Hispanic	Totals	Hispanic	Totals	Hispanic
DO NOT USE INVALID	0	0	0	0	0	0
White	0	0	0	0	0	0
Black/African American	0	0	0	0	0	0
Asian	0	0	0	0	0	0
American Indian/Alaskan Native	0	0	0	0	0	0
Native Hawaiian/Other Pacific Islander	0	0	0	0	0	0
American Indian/Alaskan Native & White	0	0	0	0	0	0
Asian & White	0	0	0	0	0	0
Black/African American & White	0	0	0	0	0	0
Amer. Indian/Alaskan Native & Black/African Amer.	0	0	0	0	0	0
Other multi-racial	0	0	0	0	0	0
Asian/Pacific Islander (valid until 03-31-04)	0	0	0	0	0	0
Hispanic (valid until 03-31-04)	0	0	0	0	0	0
Sub-Totals	0	0	0	0	0	0

Racial/Ethnic Characteristics

Annual Number Served. (Including Residential and Non-Residential Services)

Objectives/Outcomes	3/1		3/2		3/3	
	Totals	Hispanic	Totals	Hispanic	Totals	Hispanic
DO NOT USE INVALID	0	0	0	0	0	0
White	0	0	0	0	0	0
Black/African American	0	0	0	0	0	0
Asian	0	0	0	0	0	0
American Indian/Alaskan Native	0	0	0	0	0	0
Native Hawaiian/Other Pacific Islander	0	0	0	0	0	0
American Indian/Alaskan Native & White	0	0	0	0	0	0
Asian & White	0	0	0	0	0	0
Black/African American & White	0	0	0	0	0	0
Amer. Indian/Alaskan Native & Black/African Amer.	0	0	0	0	0	0
Other multi-racial	0	0	0	0	0	0
Asian/Pacific Islander (valid until 03-31-04)	0	0	0	0	0	0
Hispanic (valid until 03-31-04)	0	0	0	0	0	0
Sub-Totals	0	0	0	0	0	0
Totals	0	0	0	0	0	0

U.S. Department of Housing and Urban Development
 Office of Community Planning and Development
 Integrated Disbursement and Information System
 Program Income Details by Fiscal Year and Program
 FAIRFAX COUNTY,VA

Report for Program:HOME, ESG, CDBG

*Data Only Provided for Time Period Queried:07-01-2015 to 06-30-2016

Program Year	Program	Associated Grant Number	Fund Type	Estimated Income for Year	Transaction	Voucher #	Voucher Created	Voucher Type	IDIS Proj. ID	IDIS Actv. ID	Matrix Code	Received/Drawn Amount
2013	CDBG	B13UC510001	PI	694,517.26								
					DRAWS							
						5838442002	08-13-15	PY	7	1147	05Q	4,441.48
						5838442010	08-13-15	PY	11	1051	13	100,000.00
						5850871-001	09-23-15	PY	2	1143	21D	1,145.50
						5862663010	10-28-15	PY	6	1180	14B	285,668.90
											PI Receipts	
											PI Draws	391,255.88
											PI Balance	(391,255.88)
2013	CDBG										Total CDBG Receipts*:	
											Total CDBG Draws against Receipts*:	391,255.88
											Total CDBG Receipt Fund Balance*:	(391,255.88)
2013	HOME	M13UC510503	PI	225,940.00								
			PI		DRAWS							
						5862665001	10-28-15	PY	10	1131	14D	13,800.00
						5862665002	10-28-15	PY	10	1164	14D	70,444.10
						5877946001	12-15-15	PY	10	1164	14D	40,341.85
						5895829002	02-11-16	PY	10	1130	14D	2,646.23
						5895829003	02-11-16	PY	10	1164	14D	14,714.25
						5920691034	04-27-16	PY	9	969		1,263.00

Program Year	Program	Associated Grant Number	Fund Type	Estimated Income for Year	Transaction	Voucher #	Voucher Created	Voucher Type	IDIS Proj. ID	IDIS Actv. ID	Matrix Code	Receipted/Drawn Amount
						5920691-035	04-27-16	PY	9	996		425.00
						5920691-049	04-27-16	PY	9	975		2,044.00
						5920691-050	04-27-16	PY	16	993		2,595.00
						5920691-052	04-27-16	PY	9	995		2,033.00
						5920929-002	04-28-16	PY	10	1164	14D	30,974.40
											Receipts	
											PI Draws	181,280.83
											PA Draws	0.00
											Balance	(181,280.83)
2013	HOME	M13UC510503										
											Total Local Account Receipts	
											Total Local Account Draws	181,280.83
											Total Local Account Balance	(181,280.83)
2015	CDBG	B15UC510001	PI	0.00								

Program Year	Program	Associated Grant Number	Fund Type	Estimated Income for Year	Transaction	Voucher #	Voucher Created	Voucher Type	IDIS Proj. ID	IDIS Actv. ID	Matrix Code	Receipted/Drawn Amount	
						5938415-010	06-23-16	PY	11	1179	13	36,045.78	
												PI Receipts	756,518.33
												PI Draws	724,914.17
												PI Balance	31,604.16
2015	CDBG											Total CDBG Receipts*:	756,518.33
												Total CDBG Draws against Receipts*:	724,914.17
												Total CDBG Receipt Fund Balance*:	31,604.16
2015	HOME	M15UC510503	PI	0.00									
					RECEIPTS								
						5177994-001	10-27-15						147,230.74
						5193107-001	05-09-16						447,726.32
			PI		DRAWS								
						5921268-002	04-28-16	PY	9	1189			118,495.74
						5921268-005	04-28-16	PY	13	1193	14G		16,735.00
			PA		DRAWS								
						5921268-003	04-28-16	PY	5	1174			12,000.00
												Receipts	594,957.06
												PI Draws	135,230.74
												PA Draws	12,000.00
												Balance	447,726.32
2015	HOME	M15UC510503										Total Local Account Receipts	594,957.06
												Total Local Account Draws	147,230.74
												Total Local Account Balance	447,726.32

U.S. Department of Housing and Urban Development
 Office of Community Planning and Development
 Integrated Disbursement and Information System
 Drawdown Report by Project and Activity
 FAIRFAX COUNTY , VA

REPORT FOR PROGRAM : CDBG, HOME, ESG
 PGM YR : 2015
 PROJECT : ALL
 ACTIVITY : ALL

			AD									
Program Year/ Project	IDIS Act ID	Activity Name	Prior Year	Voucher Number	Line Item	Voucher Status	LOCCS Send Date	Grant Year	Grant Number	Fund Type	Drawn Amount	
2015 1	Section 108 Loan Payments	1170	Setion 108 Loan Payments									
					5862663	7	Completed	10/28/2015	2015	B15UC510001	EN	\$836,976.01
					5897693	3	Completed	2/18/2016	2015	B15UC510001	EN	\$182,104.60
					Activity Total							
	Project Total									1,019,080.61		
2015 2	Fair Housing	1171	Fair Housing									
					5862663	2	Completed	10/28/2015	2015	B15UC510001	EN	\$10,978.51
					5888056	2	Completed	1/21/2016	2015	B15UC510001	EN	\$35,650.00
					5897693	2	Completed	2/18/2016	2015	B15UC510001	EN	\$6,823.75
					5938415	2	Completed	6/24/2016	2015	B15UC510001	PI	\$12,197.74
	5947025	3	Completed	7/25/2016	2015	B15UC510001	EN	\$17,864.00				
2015 2	Fair Housing	1171	Fair Housing									
					5920929	1	Completed	4/28/2016	2015	M15UC510503	AD	\$17,581.11
					5938418	1	Completed	6/24/2016	2015	M15UC510503	AD	\$6,110.00
					5947018	3	Completed	7/25/2016	2015	M15UC510503	AD	\$12,103.89
	Activity Total								\$119,309.00			
	Project Total								119,309.00			
2015 3	Planning	1172	Planning									
					5938415	7	Completed	6/24/2016	2015	B15UC510001	PI	\$30,000.00
	Activity Total									\$30,000.00		
	Project Total									30,000.00		
2015 4	General Administration	1173	General Administration									
					5938415	9	Completed	6/24/2016	2015	B15UC510001	PI	\$30,000.00

U.S. Department of Housing and Urban Development
 Office of Community Planning and Development
 Integrated Disbursement and Information System
 Drawdown Report by Project and Activity
 FAIRFAX COUNTY , VA

Program Year/ Project		IDIS Act ID	Activity Name	Prior Year	Voucher Number	Line Item	Voucher Status	LOCCS Send Date	Grant Year	Grant Number	Fund Type	Drawn Amount
											AD	
											Activity Total	\$30,000.00
											Project Total	30,000.00
2015	5	HOME Administration	1174	HOME Administration								
					5921268	3	Completed	4/29/2016	2015	M15UC510503	PA	\$12,000.00
											Activity Total	\$12,000.00
											Project Total	12,000.00
2015	6	Affordable Housing Fund (CCFP)	1181	Good Shepherd - Walutes #D October 2015								
					5877956	3	Completed	12/16/2015	2015	B15UC510001	EN	\$146,132.00
											Activity Total	\$146,132.00
2015	6	Affordable Housing Fund (CCFP)	1199	Good Shepherd Housing - Buckman Road Unit G								
					5936497	2	Completed	6/21/2016	2015	B15UC510001	EN	\$140,000.00
											Activity Total	\$140,000.00
											Project Total	286,132.00
2015	7	Targeted Public Services (CCFP)	1175	Good Shepherd Housing- Emergency Services								
					5939287	1	Completed	6/28/2016	2015	B15UC510001	EN	\$15,561.00
											Activity Total	\$15,561.00
2015	7	Targeted Public Services (CCFP)	1176	Good Shepherd Housing- Homes for the Working Poor, Disabled and Elderly								
					5888056	1	Completed	1/21/2016	2015	B15UC510001	EN	\$77,500.00
					5897693	1	Completed	2/18/2016	2015	B15UC510001	EN	\$77,500.00
					5939287	2	Completed	6/28/2016	2015	B15UC510001	EN	\$155,000.00
											Activity Total	\$310,000.00
2015	7	Targeted Public Services (CCFP)	1177	Homestretch- Housing for Homeless Families								
					5862663	8	Completed	10/28/2015	2015	B15UC510001	EN	\$100,000.00
					5888056	4	Completed	1/21/2016	2015	B15UC510001	EN	\$100,000.00
					5931241	1	Completed	6/2/2016	2015	B15UC510001	EN	\$200,000.00

U.S. Department of Housing and Urban Development
 Office of Community Planning and Development
 Integrated Disbursement and Information System
 Drawdown Report by Project and Activity
 FAIRFAX COUNTY , VA

Program Year/ Project		IDIS Act ID	Activity Name	Prior Year	Voucher Number	Line Item	Voucher Status	LOCCS Send Date	Grant Year	Grant Number	Fund Type	Drawn Amount
AD												
Activity Total											\$400,000.00	
Project Total											725,561.00	
2015	9	Tenant Based Rental Assistance	1189	HUD FY15 / County FY16 TBRA Program								
				5921268	1	Completed	4/29/2016	2015	M15UC510503	EN	\$316,297.93	
				5921268	2	Completed	4/29/2016	2015	M15UC510503	PI	\$118,495.74	
				5938418	2	Completed	6/24/2016	2012	M12UC510503	EN	\$63,341.58	
				5938418	3	Completed	6/24/2016	2015	M15UC510503	EN	\$108,567.32	
				5947018	4	Completed	7/25/2016	2015	M15UC510503	EN	\$62,013.53	
Activity Total											\$668,716.10	
Project Total											668,716.10	
2015	10	FCRHA Properties - Rehabilitation and/or Acquisition	1186	Greenwood Apartments - Electrical Panel Replacement								
				5921121	1	Completed	4/28/2016	2015	B15UC510001	EN	\$42,530.00	
				5938415	3	Completed	6/24/2016	2015	B15UC510001	EN	\$24,049.00	
				5947025	4	Completed	7/25/2016	2015	B15UC510001	EN	\$33,120.60	
Activity Total											\$99,699.60	
Project Total											99,699.60	
2015	11	Homeownership Program	1179	Homeownership Program								
				5938415	10	Completed	6/24/2016	2015	B15UC510001	PI	\$36,045.78	
				5938415	11	Completed	6/24/2016	2015	B15UC510001	EN	\$115,623.77	
				5947025	8	Completed	7/25/2016	2015	B15UC510001	EN	\$152,850.06	
Activity Total											\$304,519.61	
Project Total											304,519.61	
2015	13	CHDO Set-Aside	1193	Cornerstone Housing Corp- Sagewood								
				5908526	7	Completed	3/23/2016	2015	B15UC510001	EN	\$104,000.00	
2015	13	CHDO Set-Aside	1193	Cornerstone Housing Corp- Sagewood								
				5921268	4	Completed	4/29/2016	2015	M15UC510503	EN	\$9,265.00	

U.S. Department of Housing and Urban Development
 Office of Community Planning and Development
 Integrated Disbursement and Information System
 Drawdown Report by Project and Activity
 FAIRFAX COUNTY , VA

Program Year/ Project			IDIS Act ID	Activity Name	Prior Year	Voucher Number	Line Item	Voucher Status	LOCCS Send Date	Grant Year	Grant Number	Fund Type	Drawn Amount	
						5921268	5	Completed	4/29/2016	2015	M15UC510503	PI	\$16,735.00	
													Activity Total	\$130,000.00
													Project Total	130,000.00
2015	14	Special Needs Housing	1183	The Atrium UFAS Improvements		5897693	4	Completed	2/18/2016	2015	B15UC510001	EN	\$39,300.00	
						5931241	3	Completed	6/2/2016	2015	B15UC510001	EN	\$45,700.00	
						5947025	10	Completed	7/25/2016	2015	B15UC510001	EN	\$5,000.00	
					Y	5948103	1	Completed	7/26/2016	2015	B15UC510001	PI	\$2,200.77	
													Activity Total	\$92,200.77
2015	14	Special Needs Housing	1184	Ragan Oaks UFAS Improvements		5897693	6	Completed	2/18/2016	2015	B15UC510001	EN	\$43,794.10	
													Activity Total	\$43,794.10
2015	14	Special Needs Housing	1185	West Glade UFAS Improvements		5897693	5	Completed	2/18/2016	2015	B15UC510001	EN	\$55,400.00	
						5921121	2	Completed	4/28/2016	2015	B15UC510001	EN	\$50,772.00	
													Activity Total	\$106,172.00
													Project Total	242,166.87
2015	16	HOME/CDBG Affordable Housing Request For Proposals	1187	Marian Homes - Wilson Street		5897693	7	Completed	2/18/2016	2015	B15UC510001	EN	\$540,000.00	
													Activity Total	\$540,000.00
2015	16	HOME/CDBG Affordable Housing Request For Proposals	1194	Pathway Homes - Donnybrook #103		5936497	3	Completed	6/21/2016	2015	B15UC510001	EN	\$3,691.00	
2015	16	HOME/CDBG Affordable Housing Request For Proposals	1194	Pathway Homes - Donnybrook #103		5936827	1	Completed	6/21/2016	2015	M15UC510503	CR	\$140,000.00	

U.S. Department of Housing and Urban Development
 Office of Community Planning and Development
 Integrated Disbursement and Information System
 Drawdown Report by Project and Activity
 FAIRFAX COUNTY , VA

Program Year/ Project		IDIS Act ID	Activity Name	Prior Year	Voucher Number	Line Item	Voucher Status	LOCCS Send Date	Grant Year	Grant Number	Fund Type	Drawn Amount
AD												
Activity Total											\$143,691.00	
2015	16	1195	HOME/CDBG Affordable Housing Request For Proposals									
			Pathway Homes- Leesburg Pike #608		5920930	1	Completed	4/28/2016	2015	M15UC510503	CR	\$140,000.00
Activity Total											\$140,000.00	
2015	16	1196	HOME/CDBG Affordable Housing Request For Proposals									
			Pathway Homes - Bloomfield Drive #1		5921121	3	Completed	4/28/2016	2015	B15UC510001	EN	\$72,309.00
2015	16	1196	HOME/CDBG Affordable Housing Request For Proposals									
			Pathway Homes - Bloomfield Drive #1		5920933	1	Completed	4/28/2016	2015	M15UC510503	CR	\$72,691.00
Activity Total											\$145,000.00	
2015	16	1197	HOME/CDBG Affordable Housing Request For Proposals									
			Pathway Homes - Village Green #B		5921121	4	Completed	4/28/2016	2015	B15UC510001	EN	\$132,000.00
Activity Total											\$132,000.00	
2015	16	1198	HOME/CDBG Affordable Housing Request For Proposals									
			Good Shepherd Housing - Pembroke Village #103		5936497	1	Completed	6/21/2016	2015	B15UC510001	EN	\$22,154.00
2015	16	1198	HOME/CDBG Affordable Housing Request For Proposals									
			Good Shepherd Housing - Pembroke Village #103		5936579	1	Completed	6/21/2016	2015	M15UC510503	EN	\$176,346.00
Activity Total											\$198,500.00	
2015	16	1200	HOME/CDBG Affordable Housing Request For Proposals									
			Cornerstones Housing Corp- Sagewood #328		5936579	2	Completed	6/21/2016	2015	M15UC510503	EN	\$139,000.00
Activity Total											\$139,000.00	

U.S. Department of Housing and Urban Development
Office of Community Planning and Development
Integrated Disbursement and Information System
Drawdown Report by Project and Activity
FAIRFAX COUNTY , VA

AD

Program Year/ Project	IDIS Act ID	Activity Name	Prior Year	Voucher Number	Line Item	Voucher Status	LOCCS Send Date	Grant Year	Grant Number	Fund Type	Drawn Amount
									Project Total		1,438,191.00
									Program Year 2015 Total		5,105,375.79